



IL CAVALLINO
CERAMICHE since 1968
made in italy



IL CAVALLINO:
Con questa nutrita rassegna di prodotti altamente qualificati, "Il Cavallino Ceramiche" conferma di essere una storica ed innovativa realtà dell'universo ceramico italiano. Solo prodotti al "Top di gamma" ed un servizio al cliente professionalmente elevato e dinamico per soddisfare un mercato universale sempre più esigente ed in continuo cambiamento.

IL CAVALLINO:
With this edition, packed with highly qualified products, "Il Cavallino Ceramiche" confirms its both historical and innovative presence in the Italian ceramics world. Only "top of the range" products and a dynamic, highly professional customer services, to meet the increasing and continuously changing needs of the global market.



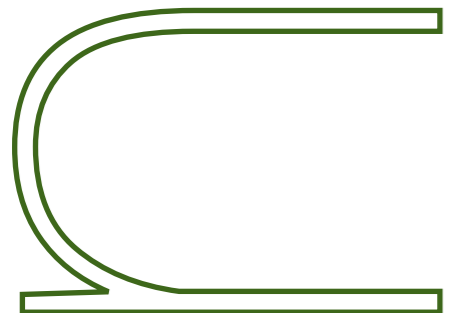



IL CAVALLINO
CERAMICHE since 1968



2021/22



IL CAVALLINO
CERAMICHE since 1968



Indice

Index
Index
Inhaltsverzeichnis

SERIE . SERIE . GAMME . SERIE	PAGINA . PAGE PAGE . SEITE
A	
agadir	160
athena	82
B	
beton	64
C	
caementum	38
caementum C2O	198
calacatta oro	78
camelot	170
ceppo di grè	88
ceppo di grè C2O	208
colosseo plus	100
colosseo plus C2O	214
cristallo	72
D	
decapé floor	12
decapé wall	17
decapé C2O	192
devon	32
durango	126
durango C2O	222
E	
etna	130
etna C2O	220
F	
fjord	18
fjord C2O	194
frühling dekore	156
frühling dekore C2O	224
G	
grey soul	52
grey soul C2O	204
H	
holystone	94
holystone C2O	210
I	
intarsio	28

SERIE . SERIE . GAMME . SERIE	PAGINA . PAGE PAGE . SEITE
L	
la leccese	122
le leghe	164
level floor	58
level wall	63
limestone	110
limestone C2O	218
luserna	138
M	
marfil	72
marmi pregiati	72
meteora	42
meteora C2O	200
my s'tile	48
my s'tile C2O	202
modern	68
N	
namibia	72
north wind floor	22
north wind wall	27
north wind C2O	196
O	
onice	72
S	
slash	104
slash C2O	216
statuario	78
T	
terraforte	142
terre toscane	176
tribeca	116
tribeca C2O	212
U	
universal	148
V	
vals	134
W	
white marble	78

Sezione tecnica

Technical section
Section technique
Technischen Teil

indice per formato	4
format index index des formats formateverzeichnis	
lettura del catalogo	6
reading the catalogue la lecture du catalogue benützung des kataloges	
esempi di posa multiformato	125
laying compositions multiformat exemple de pose multiformato verlegemuster multiformato	
esempi di posa 20x20 / 20x40	140
laying compositions 20x20 / 20x40 exemple de pose 20x20 / 20x40 verlegemuster 20x20 / 20x40	
La ceramica. Una scelta sicura.	230
Ceramic. A safe choice.	
La ceramica. Una scelta sicura anche in esterno.	231
Ceramic. A safe choice even outdoors.	
simbologia caratteristiche tecniche	232
symboles technical characteristics symboles des caracteristiques techniques symbole technischen eigenschaften	
coefficiente di attrito (scivolosità)	233
coefficient of friction (slipperiness) coefficient de frottement (antidérapant) rutschfestigkeit	
consigli di posa	234
laying recommendations conseils de pose ratschläge für die verlegung	
consigli per la stuccatura e la pulizia dopo posa	235
recommendations for grouting and cleaning after installation conseils pour le stucage et le nettoyage après la pose ratschläge für die verfugung und erste reinigung nach der verlegung	
pulizia e manutenzione dei prodotti Il Cavallino	236
cleaning and care of Il Cavallino products nettoyage et entretien des articles Il Cavallino reinigung und pflege der produkte von Il Cavallino	
avvertenze	240
warning instructions instructions hinweise	
legenda	242
legend légend zeichenerklärung	
condizioni generali di vendita	243
general conditions of sale conditions générales de vente allgemeine verkaufsbedingungen	
tabella pesi ed imballi	244
sizes weight and packaging mesures poids et emballages tabelle der gewichte und verpackungen	

SERIE . SERIE . GAMME . SERIE	PAGINA . PAGE PAGE . SEITE
effetto legno	10
wood-look . effet bois . holzoptik	
decapé floor	12
devon	32
fjord	18
intarsio	28
north wind floor	22
effetto cemento	36
concrete-look . effet ciment . zementoptik	
beton	64
caementum	38
grey soul	52
level floor	58
meteora	42
my s'tile	48
modern	68
effetto marmo	70
marble-look . effet marbre . marmoroptik	
athena	82
calacatta oro	78
cristallo	72
marfil	72
marmi pregiati	72
namibia	72
onice	72
statuario	78
white marble	78
effetto pietra	86
stone-look . effet pierre . steinoptik	
ceppo di grè	88
colosseo plus	100
durango	126
etna	130
holystone	94
la leccese	122
limestone	110
luserna	138
slash	104
terraforte	142
tribeca	116
vals	134

Indice sezioni

Section index
Index sections
Inhaltsverzeichnis abschnitte

SERIE . SERIE . GAMME . SERIE	PAGINA . PAGE PAGE . SEITE
effetto decoro	146
decor-look . effet décor . dekoroptik	
agadir	160
frühling dekore	156
universal	148
effetto metallo	162
metal-look . effet métallique . metalloptik	
le leghe	164
effetto cotto	168
cotto-look . effet cotto . cottoptik	
camelot	170
terre toscane	176
technical project	182
caementum C2O	198
ceppo di grè C2O	208
colosseo plus C2O	214
decapé C2O	192
durango C2O	222
etna C2O	220
fjord C2O	194
frühling dekore C2O	224
grey soul C2O	204
holystone C2O	210
limestone C2O	218
meteora C2O	200
my s'tile C2O	202
north wind C2O	196
tribeca C2O	212
slash C2O	216
rivestimenti	
wall tiles . faiences . wandfliesen	
decapé wall	17
level wall	63
north wind wall	27



IL CAVALLINO
CERAMICHE since 1968

Indice per formato . Format index . Index des formats . Formateverzeichnis

R RETTIFICATO **C2O** C2O

LR LAPPATO RETTIFICATO

OUT OUTDOOR

DEC DECORO

SERIE . SERIE . GAMME . SERIEN	COLORI . COLOURS . COULEURS . FARBEN	PAGINA . PAGE . SEITE
15x61,0 RETTIFICATO		
NORTH WIND R	(Brown, Grey, Ivory, Melange, Oak)	22
NORTH WIND R	OUT (Brown, Grey, Ivory)	22
15x90 RETTIFICATO		
DECAPÉ R	(Bianco, Grigio, Miele, Moro, Noce)	12
FJORD R	(Brun, Gra, Honning, Vit)	18
NORTH WIND R	(Brown, Grey, Ivory, Melange, Oak)	22
NORTH WIND R	OUT (Brown, Grey, Ivory, Melange)	22
15,1x30,6		
CAMELOT	(Beige, Cotto, Tramonto)	170
CAMELOT	OUT (Beige, Cotto, Tramonto)	170
TERRAFORTE	OUT (Bianco, Cenere, Cuio, Dorato, Grigio, Ruggine, Tortora)	142
TERRE TOSCANE	(San Gimignano, Vinci, Volterra)	176
TERRE TOSCANE	OUT (San Gimignano, Vinci, Volterra)	176
TRIBECA	OUT (Beige, Dark Grey, Grey, White)	116
20x20 7,2 mm - 9 mm - 11/12 mm		
AGADIR 7,2 mm	DEC (Bianco, Fiordaliso, Giglio nero, Mix, Stella Alpina, Viola Blu)	160
FHÜHLING DEKORE 7,2 mm	DEC (Arabisch, Blumen, Geometrisch, Lilie, Agadir Bianco)	156
LUSERNA 9 mm	OUT (Grey, Gold, Ice)	138
VALS 9 mm	OUT (Beige, Ghiaccio, Grigio, Mineral)	134
20x40		
LUSERNA	OUT (Grey, Gold, Ice)	138
VALS	OUT (Beige, Ghiaccio, Grigio, Mineral)	134
20x50		
LEVEL	(Grey, White)	63
LEVEL	DEC (Grey, White, Mosaico Level)	63
NORTH WIND	(Grey, Ivory, Oak, White)	27
NORTH WIND	DEC (Cold, Warm)	27
20,2x122,2 RETTIFICATO		
DECAPÉ R	(Bianco, Grigio, Miele, Moro, Noce)	12
DECAPÉ R	OUT (Grigio, Miele, Noce)	12
DEVON R	(Almond, Beige, Grey, White)	32
FJORD R	(Brun, Gra, Honning, Vit)	18
FJORD R	OUT (Gra, Honning)	18
NORTH WIND R	(Brown, Grey, Ivory, Melange, Oak)	22
NORTH WIND R	OUT (Brown, Grey)	22
22x90 RETTIFICATO		
DECAPÉ R	(Bianco, Grigio, Miele, Moro, Noce)	12
FJORD R	(Brun, Gra, Honning, Vit)	18
NORTH WIND R	(Brown, Grey, Ivory, Melange, Oak)	22
25x60		
DECAPÉ	(Bianco, Grigio, Miele, Noce)	17
DECAPÉ	DEC (Cold, Warm)	17
26x160 RETTIFICATO		
DECAPÉ R	(Bianco, Grigio, Miele, Noce)	12
FJORD R	(Brun, Gra, Honning, Vit)	18
NORTH WIND R	(Brown, Grey, Ivory, Melange, Oak)	22
30,4x30,4 RETTIFICATO		
DURANGO R	(Medium, Walnut, Washed)	126
LA LECCESE R	(Leccese Almond)	122
LA LECCESE R	OUT (Leccese Almond)	122
30,4x122,2 RETTIFICATO		
DECAPÉ R	(Bianco, Grigio, Miele, Moro, Noce)	12
FJORD R	(Brun, Gra, Honning, Vit)	18
NORTH WIND R	(Brown, Grey, Ivory, Melange, Oak)	22
30,6x30,6		
CAMELOT	(Beige, Cotto, Tramonto)	170
TERRE TOSCANE	(San Gimignano, Vinci, Volterra)	176
TERRE TOSCANE	DEC (Formella Decoro Mix B)	176

SERIE . SERIE . GAMME . SERIEN	COLORI . COLOURS . COULEURS . FARBEN	PAGINA . PAGE . SEITE
30,8x61,5 - 30,4x61,0 RETTIFICATO		
ATHENA R	(Almond, Bianco, Grigio, Nero)	82
BETON R	(Blanc, Gris, Marron, Taupe)	64
BETON	OUT (Gris, Marron)	64
CAEMENTUM R	(Albus, Clarus, Griseo, Furvus, Pulvis)	38
CALACATTA ORO R	(Calacatta Oro)	78
CEPPO DI GRÉ R	(Gré White, Gré Natural, Gré Grey, Gré Anthracite)	88
COLOSSEO PLUS	(Beige, Grigio, Panna)	100
COLOSSEO PLUS R	(Beige, Grigio, Panna)	100
COLOSSEO PLUS	OUT (Grigio, Panna)	100
DURANGO R	(Medium, Walnut, Washed)	126
DURANGO	OUT (Medium, Walnut)	126
ETNA R	(Anthracite, Beige, Greige, White)	130
GREY SOUL R	(Anthracite, Dark, Light, Mid, Sand, White)	52
GREY SOUL	OUT (Dark, Mid, Sand)	52
HOLYSTONE R	(White, Beige, Grey, Dark)	94
HOLYSTONE	OUT (White, Beige, Grey, Dark)	94
LA LECCESE R	(Leccese Almond)	122
LA LECCESE R	OUT (Leccese Almond)	122
LE LEGHE R	(Bronzo, Cobalto, Niello, Platino, Stagno)	164
LEVEL R	(Anthracite, Dark Grey, Grey, White)	58
LIMESTONE R	(Ash, Beige, Coal, Gun Metal, Ice)	110
LIMESTONE	OUT (Ash, Beige, Coal, Gun Metal, Ice)	110
METEORA R	(Beige, Bianco, Cotto, Grigio, Mix)	42
MY STILE R	(My Camel, My Grey, My Sand, My White)	48
MODERN R	(Beige, Black, Grey)	68
SLASH R	(Almond, Anthracite, Dark Grey, Ivory, Mid Grey)	104
SLASH	OUT (Almond, Anthracite, Dark Grey, Ivory, Mid Grey)	104
STATUARIO R	(Statuario)	78
TRIBECA R	(Beige, Dark Grey, Grey, White)	116
TRIBECA	OUT (Beige, Dark Grey, Grey, White)	116
WHITE MARBLE R	(Calacatta Oro, Statuario)	78
45x90 RETTIFICATO - C2O		
GREY SOUL R	(Dark, Light, Mid)	52
GREY SOUL R	C2O (Dark, Light, Mid, Sand)	204
NORTH WIND R	C2O (Brown, Grey, Melange)	196
40x122 FP2 RETTIFICATO		
DECAPÉ R	C2O (Miele, Noce)	192
FJORD R	C2O (Gra, Honning)	194
GREY SOUL R	C2O (Dark, Mid)	204
NORTH WIND R	C2O (Brown, Grey, Melange)	196
61,5x61,5 NATURALE - 61,0x61,0 RETTIFICATO - C2O		
ATHENA R	(Almond, Bianco, Grigio, Nero)	82
BETON R	(Blanc, Gris, Marron, Taupe)	64
CAEMENTUM R	(Albus, Clarus, Griseo, Furvus, Pulvis)	38
CAEMENTUM R	OUT (Clarus, Griseo, Pulvis)	38
CALACATTA ORO R	(Calacatta Oro)	78
CEPPO DI GRÉ R	(Gré White, Gré Natural, Gré Grey, Gré Anthracite)	88
CEPPO DI GRÉ R	C2O (Gré White, Gré Natural)	208
COLOSSEO PLUS R	(Beige, Grigio, Panna)	100
DURANGO R	(Medium, Walnut, Washed)	126
DURANGO R	C2O (Medium)	222
ETNA R	(Anthracite, Beige, Greige, White)	130
ETNA R	C2O (Beige, White)	220
FHÜHLING DEKORE R	C2O DEC (Neutral, Arabisch, Blumen, Geometrisch, Lilie)	224
GREY SOUL R	(Anthracite, Dark, Light, Mid, Sand, White)	52
GREY SOUL	OUT (Dark, Mid, Sand)	52
GREY SOUL R	C2O (Dark, Light, Mid, Sand)	204
HOLYSTONE R	(White, Beige, Grey, Dark)	94
HOLYSTONE R	C2O (White, Beige, Grey, Dark)	210

SERIE . SERIE . GAMME . SERIEN	COLORI . COLOURS . COULEURS . FARBEN	PAGINA . PAGE . SEITE
61,5x61,5 NATURALE - 61,0x61,0 RETTIFICATO - C2O		
INTARSIO R	(Bianco, Grigio, Miele, Moro)	28
LA LECCESE R	(Leccese Almond)	122
LA LECCESE R	OUT (Leccese Almond)	122
LE LEGHE R	(Bronzo, Cobalto, Niello, Platino, Stagno)	164
LEVEL R	(Anthracite, Dark Grey, Grey, White)	58
LIMESTONE R	(Ash, Beige, Coal, Gun Metal, Ice)	110
LIMESTONE R	C2O (Ash, Beige, Coal, Gun Metal, Ice)	218
METEORA R	(Beige, Bianco, Cotto, Grigio, Mix)	42
METEORA R	DEC (Beige, Bianco, Cotto, Grigio, Mix)	42
METEORA	OUT (Beige, Grigio, Mix)	42
METEORA R	C2O (Beige, Grigio, Mix)	200
MY STILE R	(My Camel, My Grey, My Sand, My White)	48
MY STILE R	OUT (My Grey, My Sand)	48
MODERN R	(Beige, Black, Grey)	68
SLASH R	(Almond, Anthracite, Dark Grey, Ivory, Mid Grey)	104
STATUARIO R	(Statuario)	78
TRIBECA R	(Beige, Dark Grey, Grey, White)	116
WHITE MARBLE R	(Calacatta Oro, Statuario)	78
61,0x122,2 RETTIFICATO - 60,0x121,0 LAPPATO - 61,0x122 C2O RETTIFICATO		
ATHENA	LR (Almond, Bianco, Grigio, Nero)	82
CAEMENTUM R	(Albus, Clarus, Griseo, Furvus, Pulvis)	38
CALACATTA ORO R	(Calacatta Oro)	78
CALACATTA ORO	LR (Calacatta Oro)	78
CEPPO DI GRÉ R	(Gré White, Gré Natural, Gré Grey, Gré Anthracite)	88
CEPPO DI GRÉ R	OUT (Gré White, Gré Natural, Gré Grey, Gré Anthracite)	88
CRISTALLO R	(Cristallo)	72
CRISTALLO	LR (Cristallo)	72
COLOSSEO PLUS R	(Beige, Grigio, Panna)	100
ETNA R	(Anthracite, Beige, Greige, White)	130
ETNA R	OUT (Anthracite, Beige, Greige, White)	130
GREY SOUL R	(Anthracite, Dark, Light, Mid, Sand)	52
HOLYSTONE R	(White, Beige, Grey, Dark)	94
HOLYSTONE R	OUT (White, Beige, Grey, Dark)	94
HOLYSTONE R	C2O (White, Beige, Grey, Dark)	210
LE LEGHE R	(Bronzo, Cobalto, Niello, Platino, Stagno)	164
LEVEL R	(Anthracite, Dark Grey, Grey, White)	58
LIMESTONE R	(Ash, Beige, Coal, Gun Metal, Ice)	110
LIMESTONE R	OUT (Ash, Beige, Coal, Gun Metal, Ice)	110
MARFIL R	(Marfil)	72
MARFIL	LR (Marfil)	72
MARMI PREGIATI R	(Namibia, Marfil, Onice Perla, Onice Crema, Onice Cielo, Cristallo)	72
MARMI PREGIATI	LR (Namibia, Marfil, Onice Perla, Onice Crema, Onice Cielo, Cristallo)	72
MY STILE R	(My Camel, My Grey, My Sand, My White)	48
MY STILE R	C2O (My Grey)	202
NAMIBIA R	(Namibia)	72
NAMIBIA	LR (Namibia)	72
ONICE R	(Cielo, Crema, Perla)	72
ONICE	LR (Cielo, Crema, Perla)	72
STATUARIO R	(Statuario)	78
STATUARIO	LR (Statuario)	78
WHITE MARBLE R	(Calacatta Oro, Statuario)	78
WHITE MARBLE	LR (Calacatta Oro, Statuario)	78
80x160 RETTIFICATO - 79x157,7 LAPPATO		
CAEMENTUM R	(Albus, Clarus, Griseo)	38
CALACATTA ORO R	(Calacatta Oro)	78
CALACATTA ORO	LR (Calacatta Oro)	78
STATUARIO R	(Statuario)	78
STATUARIO	LR (Statuario)	78
WHITE MARBLE R	(Calacatta Oro, Statuario)	78
WHITE MARBLE	LR (Calacatta Oro, Statuario)	78

SERIE . SERIE . GAMME . SERIEN	COLORI . COLOURS . COULEURS . FARBEN	PAGINA . PAGE . SEITE
90x90 RETTIFICATO - C2O		
BETON R	(Blanc, Gris, Marron, Taupe)	64
CAEMENTUM R	(Clarus, Griseo, Pulvis)	38
CAEMENTUM R	C2O (Clarus, Griseo)	198
CEPPO DI GRÉ R	(Gré Natural, Gré Anthracite)	88
CEPPO DI GRÉ R	C2O (Gré Natural, Gré Anthracite)	208
COLOSSEO PLUS R	(Beige, Grigio, Panna)	100
COLOSSEO PLUS R	C2O (Beige, Grigio, Panna)	214
DURANGO R	(Medium, Walnut)	126
GREY SOUL R	(Anthracite, Dark, Light, Mid, Sand, White)	52
GREY SOUL R	OUT (Dark, Mid)	52
GREY SOUL R	C2O (Dark, Light, Mid, Sand)	204
METEORA R	(Beige, Bianco, Cotto, Grigio, Mix)	42
METEORA R	C2O (Beige, Cotto, Grigio, Mix)	200
METEORA R	C2O DEC (Beige, Cotto, Grigio, Mix)	200
MY STILE R	(My Camel, My Grey, My Sand, My White)	48
MY STILE R	OUT (My Grey, My Sand)	48
MY STILE R	C2O (My Camel, My Grey, My Sand)	202
122,2x122,2 RETTIFICATO - 121x121 LAPPATO - 122x122 C2O RETTIFICATO		
ATHENA	LR (Bianco, Nero, Grigio, Almond)	82
CAEMENTUM R	(Albus, Clarus, Griseo, Pulvis)	38
CALACATTA ORO R	(Calacatta Oro)	78
CALACATTA ORO	LR (Calacatta Oro)	78
COLOSSEO PLUS R	(Beige, Grigio, Panna)	100
CRISTALLO R	(Cristallo)	72
CRISTALLO	LR (Cristallo)	72
GREY SOUL R	(Dark, Light, Mid, Sand, White)	52
GREY SOUL 6,5 mm R	(Anthracite, Dark, Light, Mid)	52
GREY SOUL R	C2O (Dark, Mid)	204
LE LEGHE R	(Platino, Stagno)	164
MARFIL R	(Marfil)	72
MARFIL	LR (Marfil)	72
MARMI PREGIATI R	(Namibia, Marfil, Onice Perla, Onice Crema, Onice Cielo, Cristallo)	72
MARMI PREGIATI	LR (Namibia, Marfil, Onice Perla, Onice Crema, Onice Cielo, Cristallo)	72
MY STILE R	(My Camel, My Grey, My Sand, My White)	48
MY STILE R	C2O (My Grey)	202
NAMIBIA R	(Namibia)	72
NAMIBIA	LR (Namibia)	72
ONICE R	(Cielo, Crema, Perla)	72
ONICE	LR (Cielo, Crema, Perla)	72
STATUARIO R	(Statuario)	78
STATUARIO	LR (Statuario)	78
WHITE MARBLE R	(Calacatta Oro, Statuario)	78
WHITE MARBLE	LR (Calacatta Oro, Statuario)	78



IL CAVALLINO
CERAMICHE since 1968

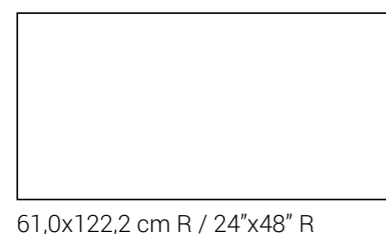
Lettura del catalogo

Feading the catalogue
La lecture du catalogue
Benützung des kataloges

2 grès porcellanato impasto colorato
color body porcelain stoneware . grès cérame coloré dans la masse . durchgefärbtes feinsteinzeug




Formati
Sizes - Formats - Formate



61,0x122,2 cm R / 24"x48" R



tutti i colori / all colors



61,0x61,0 cm R / 24"x24" R



tutti i colori / all colors



30,4x61,0 cm R / 12"x24" R



tutti i colori / all colors

Colori
Colours - Couleurs - Farbe



WHITE



GREY



DARK GREY



ANTHRACITE

3

5

4

N NATURALE NATURAL **R** RETTIFICATO RECTIFIED

Lettura del catalogo

Feading the catalogue
La lecture du catalogue
Benützung des kataloges

1 LEVEL



6

5

3

white

61,0x122,2 cm 24"x48" **R** **A000**

61,0x61,0 cm 24"x24" **R** **A000**

30,4x61,0 cm 12"x24" **R** **A000**

4

9

7

decori - decors - décors - dekors

mosaico monocolore 36 tessere 5x5 **P000** 0



10

8

5

white

pezzi speciali - special pieces -
pièces spéciales - formteile

7

battiscopa
6,5x61,0 cm 2 1/2"x24" **P000** 00

10

8



5

white

1

Nome serie
Series name
Nom série
Serienbezeichnung

2

Caratteristiche tecniche
Technical characteristics
Caractéristiques techniques
Technische daten

3

Formati
Sizes
Formats
Formate

4

Finitura
Product types
Finition produit
Ausführung des Produkts

5

Colore
Colour
Couleur
Farbe

6

Tacche colore
Colour samples
Couleurs disponibles
Farbmuster

7

Descrizione articolo
Product types
Description de l'article
Beschreibung des artikel

8

Pz/scatola
Pieces/box
Pièces/bôte
Stücke/karton

9

Codice fascia prezzo al metro quadro
Price range code per square meter
Code fourchette de prix par mètre carré
Preisspanne Code pro Quadratmeter

10

Codice fascia prezzo al pezzo
Price range code per piece
Code fourchette de prix par pièce
Preisspanne Code pro Stück



IL CAVALLINO
CERAMICHE since 1968



IL CAVALLINO
CERAMICHE since 1968

IL CAVALLINO:
i pavimenti
Numerose linee di pavimenti
in grès porcellanato e con differenti
caratteristiche tecniche ed estetiche
per soddisfare le diverse esigenze
di gusto e di stile.
Una ricca varietà di prodotti per interno
ed esterno adatti ad interpretare la
modernità per utilizzi diversi, il privato
e il pubblico, la nuova architettura
ed il recupero conservativo.

IL CAVALLINO:
floor tiles
A wide range of porcelain stoneware
floors-coverings with different technical
and aesthetic characteristics to satisfy
diverse needs for taste and style.
A full line of products for interiors and
exteriors that interprets modernity for
different uses, private and public, new
architecture and conservative restoration.



effetto legno - wood-look - effet bois - holzoptik



decapé floor	12
decapé wall	17
devon	32
fjord	18
intarsio	28
north wind floor	22
north wind wall	27





IL CAVALLINO
CERAMICHE since 1968



DECAPÉ

grès porcellanato
porcelain stoneware . grès cérame . feinsteinzeug



Formati
Sizes - Formats - Formate



R10
grigio, bianco, miele, noce



R10
tutti i colori / all colors



R10
tutti i colori / all colors

R11 outdoor
grigio, miele, noce





R10
tutti i colori / all colors





R10
tutti i colori / all colors

C20 pag. 192



C20 40x122 cm RS / 16"x48" RS



R11 C20
Spessore Thickness Épaisseur Stärke **2 CM**
miele, noce

R RETTIFICATO RECTIFIED **RS** RETTIFICATO/STRUTTURATO RECTIFIED/TEXTURED **N** NATURALE NATURAL


effetto legno
wood-look
effet bois
holzoptik



Colori
Colours - Couleurs - Farbe






rivestimento coordinato - matching wall tiles - faïences coordonnées - koordinierte wandfliesen:


Decapé 25x60 cm . 10"x24" - 

bicottura tradizionale
traditional double fired - traditionnelle double feue - zweibrandfliesen

Formati
Sizes - Formats - Formate

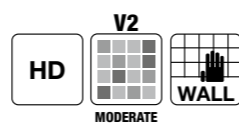




tutti i colori / all colors



25x60 cm / 10"x24"

Colori
Colours - Couleurs - Farbe



Miele
20,2x122,2 cm . 8"x48" R

DECAPÉ



miele

26,0x160,0 cm 10"x63"	R	A90
30,4x122,2 cm 12"x48"	R	A120
20,2x122,2 cm 8"x48"	R	A30
20,2x122,2 cm 8"x48" OUTDOOR	R	A31
22x90 cm 9"x36"	R	A70
15x90 cm 6"x36"	R	A20

C20

40x122 cm 16"x48" C20	RS	A150
-----------------------	----	------



noce

26,0x160,0 cm 10"x63"	R	A90
30,4x122,2 cm 12"x48"	R	A120
20,2x122,2 cm 8"x48"	R	A30
20,2x122,2 cm 8"x48" OUTDOOR	R	A31
22x90 cm 9"x36"	R	A70
15x90 cm 6"x36"	R	A20

C20

40x122 cm 16"x48" C20	RS	A150
-----------------------	----	------



moro

30,4x122,2 cm 12"x48"	R	A120
20,2x122,2 cm 8"x48"	R	A30
22x90 cm 9"x36"	R	A70
15x90 cm 6"x36"	R	A20

DECAPÉ

sviluppo grafico - design development - développement graphique - grafische entwicklung 20,2x122,2 cm . 8"x48" R
(18 grafiche diverse . 18 different design . 18 graphiques différents . 18 verschiedene Grafische)



bianco



grigio



miele



noce



moro

DECAPÉ

pezzi speciali - special pieces - pièces spéciales - formteile

battiscopa
6,5x122,2 cm 2 1/2"x48" **R** **P05**  10



miele

noce

moro

bianco

grigio

elemento "L" monolitico outdoor **P51**  2
15x61x4 cm 6"x24"x1 3/4"

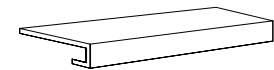


miele

noce

grigio

gradino costa retta
34x122,2x4 cm 13"x48"x1 3/4" **R** **P32**



miele

noce

moro

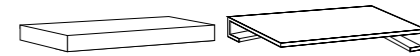
bianco

grigio

angolare costa retta dx/sx
34x122,2x4 cm 13"x48"x1 3/4" **R** **P41**

vista frontale

vista dal retro



miele

noce

moro

bianco

grigio

Note - Notes - Notes - Anmerkungen
I battiscopa e gli elementi "L" vengono venduti a pz. e a scatola completa. Tutti gli altri pezzi speciali vengono venduti al pezzo. I gradini vengono prodotti solo su ordinazione (tempo minimo di consegna 20 gg lavorativi).
All skirting and monolithic L elements, priced per piece, are sold in full box. All other special trims are sold by piece. Steps are produced only on request (minimum delivery terms of 20 days).
Les plinthes et élément "L" sont vendues la pièce et par boîte complète. Les autres pièces spéciales sont vendus la pièce. Le plat de marche sont produit sur demande (délai minimum de 20 jours).
Die Sockelleisten und Stufen werden pro Stk. und Vollen Kartons verkauft. Stufen und Stufenecken werden nur auf Bestellung produziert (Lieferzeiten mindesten 20 arbeitstagen ab Auftragserteilung).

DECAPÉ wall

bicottura tradizionale
traditional double fired - traditionnelle double feue - zweibrandfliesen
rivestimento coordinato - matching wall tiles - faiences coordonnes - koordinierte wandfliesen



miele

25x60 cm 10"x24"

N **A80**



bianco

25x60 cm 10"x24"

N **A80**



noce

25x60 cm 10"x24"

N **A80**



grigio

25x60 cm 10"x24"

N **A80**

decori - decors - décors - dekors



mosaico mix warm

25x60 cm 10"x24"



N **A81**



mosaico mix cold

25x60 cm 10"x24"





N **A81**



FJORD

grès porcellanato
porcelain stoneware . grès cérame . feinsteinzeug



Formati
Sizes - Formats - Formate

 
tutti i colori / all colors



26,0x160,0 cm R / 10"x63" R

 
tutti i colori / all colors

30,4x122,2 cm R / 12"x48" R



 
tutti i colori / all colors

20,2x122,2 cm R / 8"x48" R
20,2x122,2 cm R - outdoor/
8"x48" R - outdoor

 
outdoor
honning, gra


 
tutti i colori / all colors

22x90 cm R / 9"x36" R

 
tutti i colori / all colors

15x90 cm R / 6"x36" R





C20 pag. 194

 
Spessore
Thickness
Épaisseur
Stärke
2 CM
honning, gra

effetto legno
wood-look
effet bois
holzoptik



Colori
Colours - Couleurs - Farbe

-  HONNING
-  BRUN
-  VIT
-  GRA



indoor: Honning 30,4x122,2 cm . 12"x48" R - 20,2x122,2 cm . 8"x48" R
outdoor: Honning 20,2x122,2 cm R . 8"x48" R outdoor

R RETTIFICATO
RECTIFIED

RS RETTIFICATO/STRUTTURATO
RECTIFIED/TEXTURED

FJORD



honning

26,0x160,0 cm 10"x63"	R A90
30,4x122,2 cm 12"x48"	R A120
20,2x122,2 cm 8"x48"	R A30
20,2x122,2 cm 8"x48" OUTDOOR	R A31
22x90 cm 9"x36"	R A70
15x90 cm 6"x36"	R A20

C20

40x122 cm 16"x48" C20	RS A150
------------------------------	-----------------------



brun

26,0x160,0 cm 10"x63"	R A90
30,4x122,2 cm 12"x48"	R A120
20,2x122,2 cm 8"x48"	R A30
22x90 cm 9"x36"	R A70
15x90 cm 6"x36"	R A20



vit

26,0x160,0 cm 10"x63"	R A90
30,4x122,2 cm 12"x48"	R A120
20,2x122,2 cm 8"x48"	R A30
22x90 cm 9"x36"	R A70
15x90 cm 6"x36"	R A20



gra

26,0x160,0 cm 10"x63"	R A90
30,4x122,2 cm 12"x48"	R A120
20,2x122,2 cm 8"x48"	R A30
20,2x122,2 cm 8"x48" OUTDOOR	R A31
22x90 cm 9"x36"	R A70
15x90 cm 6"x36"	R A20

C20


40x122 cm 16"x48" C20	RS A150
------------------------------	-----------------------

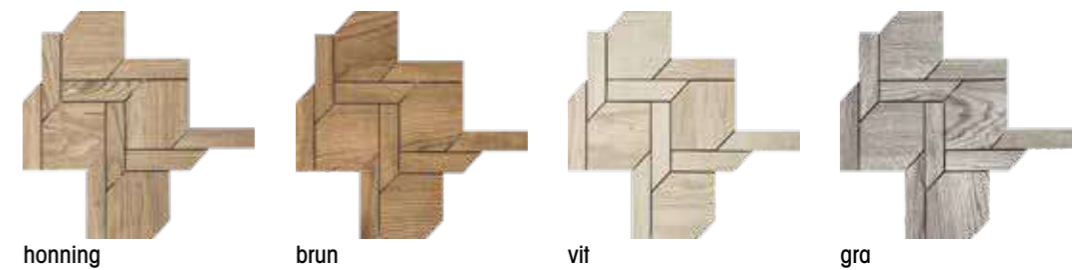
FJORD

decori - decors - décors - dekors

inserto sticky 3D - 18,5x59,4 cm 7^{1/2}"x24" **P84**  4



mosaico norge 36x32,5 cm 14^{1/2}"x13" **P85**  7



pezzi speciali - special pieces - pièces spéciales - formteile

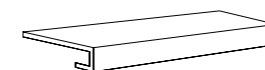
elemento "L" monolitico outdoor **P51**  2
15x61x4 cm 6"x24"x1^{3/4}"



battiscopa
6,5x122,2 cm 2^{1/2}"x48" **R** **P05**  10

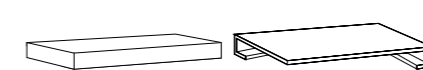


gradino costa retta
34x122,2x4 cm 13"x48"x1^{3/4}" **P32**



honning
brun
vit
gra

angolare costa retta dx/sx
34x122,2x4 cm 13"x48"x1^{3/4}" **R** **P41**
vista frontale vista dal retro



honning
brun
vit
gra

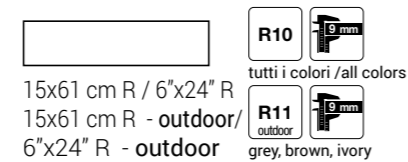
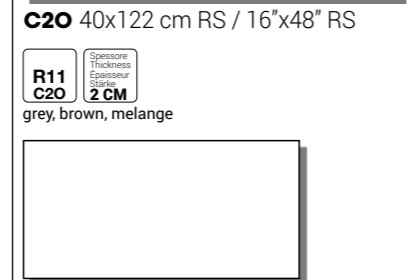
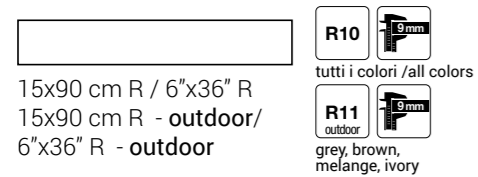
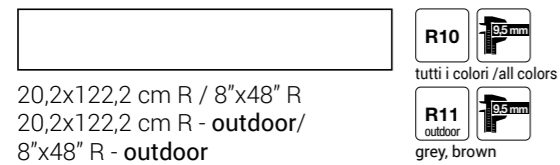

Note - Notes - Notes - Anmerkungen
I battiscopa e gli elementi "L" vengono venduti a pz. e a scatola completa. Tutti gli altri pezzi speciali vengono venduti al pezzo. I gradini vengono prodotti solo su ordinazione (tempo minimo di consegna 20 gg lavorativi).
All skirting and monolithic L elements, priced per piece, are sold in full box. All other special trims are sold by piece. Steps are produced only on request (minimum delivery terms of 20 days).
Les plinthes et élément "L" sont vendues la pièce et par boîte complète. Les autres pièces spéciales sont vendus la pièce. Le plat de marche sont produit sur demande (délai minimum de 20 jours).
Die Sockelleisten und Stufen werden pro Stk. und Vollen Kartons verkauft. Stufen und Stufenecken werden nur auf Bestellung produziert (Lieferzeiten mindesten 20 arbeitstagen ab Auftragserteilung).

NORTH WIND


effetto legno
wood-look
effet bois
holzoptik

grès porcellanato
porcelain stoneware . grès cérame . feinsteinzeug

Formati
Sizes - Formats - Formate



Colori
Colours - Couleurs - Farbe

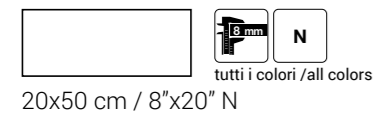


rivestimento coordinato - matching wall tiles - faïences coordonnées - koordinierte wandfliesen:

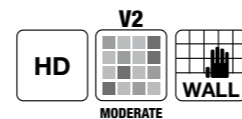
North Wind 20x50 cm . 8"x20" - 13mm

bicottura tradizionale
traditional double fired - traditionnelle double feue - zweibrandfliesen

Formati
Sizes - Formats - Formate



Colori
Colours - Couleurs - Farbe



floor: Melange 22x90 cm . 9"x36" R - 15x90 cm . 6"x36" R
wall: Ivory 15x90 cm R_6"x36" R

NORTH WIND



oak

26,0x160,0 cm 10"x63"	R A90
30,4x122,2 cm 12"x48"	R A120
20,2x122,2 cm 8"x48"	R A30
22x90 cm 9"x36"	R A70
15x90 cm 6"x36"	R A20
15x61 cm 6"x24"	R A10



brown

26,0x160,0 cm 10"x63"	R A90
30,4x122,2 cm 12"x48"	R A120
20,2x122,2 cm 8"x48"	R A30
20,2x122,2 cm 8"x48" OUTDOOR	R A31
22x90 cm 9"x36"	R A70
15x90 cm 6"x36"	R A20
15x90 cm 6"x36" OUTDOOR	R A21
15x61 cm 6"x24"	R A10
15x61 cm 6"x24" OUTDOOR	R A11

C20

45x90 cm 18"x36" C20	RS A171
40x122 cm 16"x48" C20	RS A150



melange

26,0x160,0 cm 10"x63"	R A90
30,4x122,2 cm 12"x48"	R A120
20,2x122,2 cm 8"x48"	R A30
22x90 cm 9"x36"	R A70
15x90 cm 6"x36"	R A20
15x90 cm 6"x36" OUTDOOR	R A21
15x61 cm 6"x24"	R A10

C20

45x90 cm 18"x36" C20	RS A171
40x122 cm 16"x48" C20	RS A150



ivory

26,0x160,0 cm 10"x63"	R A90
30,4x122,2 cm 12"x48"	R A120
20,2x122,2 cm 8"x48"	R A30
22x90 cm 9"x36"	R A70
15x90 cm 6"x36"	R A20
15x90 cm 6"x36" OUTDOOR	R A21
15x61 cm 6"x24"	R A10
15x61 cm 6"x24" OUTDOOR	R A11



grey

26,0x160,0 cm 10"x63"	R A90
30,4x122,2 cm 12"x48"	R A120
20,2x122,2 cm 8"x48"	R A30
20,2x122,2 cm 8"x48" OUTDOOR	R A31
22x90 cm 9"x36"	R A70
15x90 cm 6"x36"	R A20
15x90 cm 6"x36" OUTDOOR	R A21
15x61 cm 6"x24"	R A10
15x61 cm 6"x24" OUTDOOR	R A11

C20

45x90 cm 18"x36" C20	RS A171
40x122 cm 16"x48" C20	RS A150

NORTH WIND

sviluppo grafico - design development - développement graphique - grafische entwicklung 20,2x122,2 cm . 8"x48" R
(21 grafiche diverse . 21 different design . 21 graphiques différents . 21 verschiedene Grafische)



oak



brown



melange




ivory



grey

NORTH WIND

decori - decors - décors - dekors


stripe monocolora 18 tessere 5x10 - 30x30 cm 12"x12" **P82**  7



ivory


grey

melange

stripe mix 18 tessere 5x10
30x30 cm 12"x12" **P82**  7



brown/oak

mosaico mix 36 tessere 5x5
30x30 cm 12"x12" **P71**  7



ivory/ grey

brown/oak

pezzi speciali - special pieces
pièces spéciales - formteile

battiscopa
6,5x122,2 cm 2 1/2"x48" **P05**  10



ivory

grey

oak

brown

melange

elemento "L" monolitico outdoor **P51**  2
15x61x4 cm 6"x24"x1 3/4"



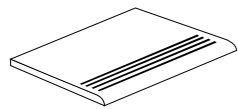
ivory

brown

grey

melange

step
30,4x61,0 cm 12"x24" **P90**



ivory

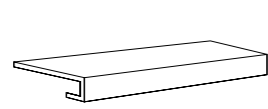
grey

oak

brown

melange

gradino costa retta
34x122,2x4 cm 13"x48"x1 3/4" **P32**



ivory

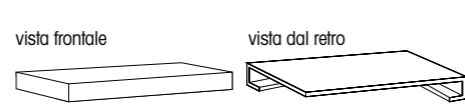
grey

oak

brown

melange

angolare costa retta dx/sx
34x122,2x4 cm 13"x48"x1 3/4" **P41**



vista frontale

vista dal retro

ivory

grey

oak

brown

melange

Note - Notes - Notes - Anmerkungen
I battiscopa e gli elementi "L" vengono venduti a pz. e a scatola completa. Tutti gli altri pezzi speciali vengono venduti al pezzo. I gradini vengono prodotti solo su ordinazione (tempo minimo di consegna 20 gg lavorativi). All skirting and monolithic L elements, priced per piece, are sold in full box. All other special trims are sold by piece. Steps are produced only on request (minimum delivery terms of 20 days). Les plinthes et élément "L" sont vendues la pièce et par boîte complète. Les autres pièces spéciales sont vendus la pièce. Le plat de marche sont produit sur demande (délai minimum de 20 jours). Die Sockelleisten und Stufen werden pro Stk. und Vollen Kartons verkauft. Stufen und Stufenecken werden nur auf Bestellung produziert (Lieferzeiten mindesten 20 arbeitstagen ab Auftragserteilung).

NORTH WIND wall

bicottura tradizionale
traditional double fired - traditionnelle double feue - zweibrandfliesen
rivestimento coordinato - matching wall tiles - faiences coordonnées - koordinierte wandfliesen



white

20x50 cm 8"x20"

N A60



ivory

20x50 cm 8"x20"

N A60



grey

20x50 cm 8"x20"

N A60



oak

20x50 cm 8"x20"

N A60

decori - decors - décors - dekors



muretto 3D cold
20x50 cm 8"x20"

N A61



muretto 3D warm
20x50 cm 8"x20"

N A61



muretto 3D WARM 20x50 cm . 8"x20" N


INTARSIO

effetto legno
wood-look
effet bois
holzoptik

grès porcellanato
porcelain stoneware . grès cérame . feinsteinzeug



Formati
Sizes - Formats - Formate



61,0x61,0 cm R /
24"x24" R

Colori
Colours - Couleurs - Farbe



BIANCO



GRIGIO



MIELE



MORO

R RETTIFICATO
RECTIFIED



Bianco
61,0x61,0 cm . 24"x24" R



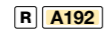
Miele
61,0x61,0 cm . 24"x24" R

INTARSIO



bianco

61,0x61,0 cm 24"x24"

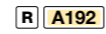


A192



grigio

61,0x61,0 cm 24"x24"

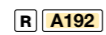


A192



miele

61,0x61,0 cm 24"x24"

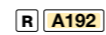


A192



moro

61,0x61,0 cm 24"x24"



A192

INTARSIO

sviluppo grafico - design development - développement graphique - grafische entwicklung 61,0x61,0 cm . 24x24" R
(8 grafiche diverse . 8 different design . 8 graphiques différents . 8 verschiedene Grafische)



bianco



grigio



miele



moro


DEVON

grès porcellanato
porcelain stoneware . grès cérame . feinsteinzeug

effetto legno
wood-look
effet bois
holzoptik



Formati
Sizes - Formats - Formate



20,2x122,2 cm R / 8"x48" R



tutti i colori / all colors

Colori
Colours - Couleurs - Farbe



ALMOND



BEIGE



WHITE



GREY

R RETTIFICATO
RECTIFIED



Almond
20,2x122,2 cm . 8"x48" R



Beige
20,2x122,2 cm . 8"x48" R

DEVON



almond

20,2x122,2 cm 8"x48"

R A32



white

20,2x122,2 cm 8"x48"

R A32



beige

20,2x122,2 cm 8"x48"

R A32



grey

20,2x122,2 cm 8"x48"

R A32

pezzi speciali - special pieces - pièces spéciales - formteile

battiscopa
6,5x122,2 cm 2 1/2"x48" **R P05** 10



beige



almond

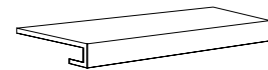


white



grey

gradino costa retta
34x122,2x4 cm 13"x48"x1 3/4" **R P32**



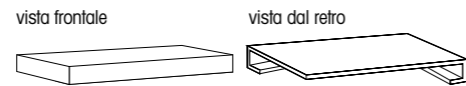
beige

almond

white

grey

angolare costa retta dx/sx
34x122,2x4 cm 13"x48"x1 3/4" **R P41**



vista frontale

vista dal retro

beige

almond

white

grey

DEVON

sviluppo grafico - design development - développement graphique - grafische entwicklung 20,2x122,2 cm . 8"x48" R
(24 grafiche diverse . 24 different design . 24 graphiques différents . 24 verschiedene Grafische)



almond



beige



white



grey

Note - Notes - Notes - Anmerkungen
I battiscopa vengono venduti a pz. e a scatola completa. Tutti gli altri pezzi speciali vengono venduti al pezzo. I gradini vengono prodotti solo su ordinazione (tempo minimo di consegna 20 gg lavorativi).
Skirlings are sold by piece and full boxes. All other special trims are sold by piece. Steps are produced only on request (minimum delivery terms of 20 days).
Les plinthes sont vendues la pièce et par boîte complète. Les autres pièces spéciales sont vendus la pièce. Le plat de marche sont produit sur demande (délai minimum de 20 jours).
Die Sockelleisten werden pro Stk. und Vollen Kartons verkauft. Stufen und Stufenecken werden nur auf Bestellung produziert (Lieferzeiten mindesten 20 arbeitstagen ab Auftragserteilung).

effetto cemento - concrete-look - effet ciment - zementoptik



effetto cemento
concrete-look
effet ciment
zementoptik

beton	64
caementum	38
grey soul	52
level floor	58
level wall	63
meteora	42
my s'tile	48
modern	68

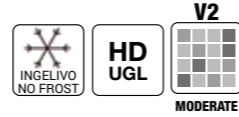


IL CAVALLINO
CERAMICHE since 1968


CAEMENTUM

grès porcellanato impasto colorato
color body porcelain stoneware . grès cérame coloré dans la masse . durchgefärbtes Feinsteinzeug


effetto cemento
concrete-look
effet ciment
zementoptik




Formati Sizes - Formats - Formate




122,2x122,2 cm R / 48"x48" R


R10  9,5 mm
albus, clarus,
pulvis, griseo

C20 pag. 198





C20 90x90 cm RS / 36"x36" RS

R11 C20  9,5 mm
Spessore
Thickness
Épaisseur
Stärke
2 CM
clarus, griseo





61,0x122,2 cm R / 24"x48" R

R10  9,5 mm
tutti i colori /
all colors





90x90 cm R / 36"x36" R

R10  9,5 mm
clarus, pulvis,
griseo






80,0x160,0 cm R / 31"x63" R

R10  9,5 mm
albus, clarus,
griseo




61,0x61,0 cm R / 24"x24" R
61,0x61,0 cm R - outdoor/
24"x24" R - outdoor

R10  9,5 mm
tutti i colori / all colors
R11 outdoor  9,5 mm
clarus, pulvis, griseo




30,4x61,0 cm R / 12"x24" R

R10  9,5 mm
tutti i colori /
all colors


R RETTIFICATO RECTIFIED **RS** RETTIFICATO/STRUTTURATO RECTIFIED/TEXTURED

Colori Colours - Couleurs - Farbe



floor: Griseo 122,2x122,2 cm . 48"x48" R
wall: Clarus 61,0x122,2 cm . 24"x48" R

CAEMENTUM



albus

122,2x122,2 cm 48"x48"	R	A230
80,0x160,0 cm 31"x63"	R	A210
61,0x122,2 cm 24"x48"	R	A180
61,0x61,0 cm 24"x24"	R	A192
30,4x61,0 cm 12"x24"	R	A110

clarus

122,2x122,2 cm 48"x48"	R	A230
90x90 cm 36"x36"	R	A220
80,0x160,0 cm 31"x63"	R	A210
61,0x122,2 cm 24"x48"	R	A180
61,0x61,0 cm 24"x24"	R	A192
61,0x61,0 cm 24"x24" OUTDOOR	R	A193
30,4x61,0 cm 12"x24"	R	A110

pulvis

122,2x122,2 cm 48"x48"	R	A230
90x90 cm 36"x36"	R	A220
61,0x122,2 cm 24"x48"	R	A180
61,0x61,0 cm 24"x24"	R	A192
61,0x61,0 cm 24"x24" OUTDOOR	R	A193
30,4x61,0 cm 12"x24"	R	A110

C20

90x90 cm 36"x36" C20	RS	A225
----------------------	----	------



griseo

122,2x122,2 cm 48"x48"	R	A230
90x90 cm 36"x36"	R	A220
80,0x160,0 cm 31"x63"	R	A210
61,0x122,2 cm 24"x48"	R	A180
61,0x61,0 cm 24"x24"	R	A192
61,0x61,0 cm 24"x24" OUTDOOR	R	A193
30,4x61,0 cm 12"x24"	R	A110

C20

90x90 cm 36"x36" C20	RS	A225
----------------------	----	------




furvus

61,0x122,2 cm 24"x48"	R	A180
61,0x61,0 cm 24"x24"	R	A192
30,4x61,0 cm 12"x24"	R	A110

CAEMENTUM

decori - decors - décors - dekors

mosaico monocolori 81 tessere 3x3 - 30x30 cm 12"x12" 7 **P73**




albus




clarus



pulvis



griseo



furvus

pezzi speciali - special pieces - pièces spéciales - formteile

elemento "L" monolitico outdoor **P51** 2
15x61x4 cm 6"x24"x1 3/4"



clarus



pulvis



griseo

battiscopa
6,5x122,2 cm 2 1/2"x48" **P05** 10



albus



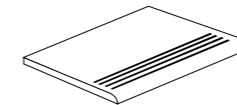
clarus



griseo

furvus

step
30,4x61,0 cm 12"x24" **P90**



albus

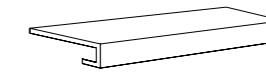
clarus

pulvis

griseo

furvus

gradino costa retta
34x122,2x4 cm 13"x48"x1 3/4" **P32**
34x61,0x4 cm 13"x24"x1 3/4" **P31**



albus

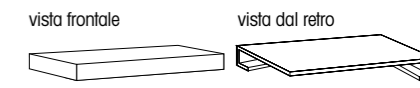
clarus

pulvis

griseo

furvus

angolare costa retta dx/sx
34x122,2x4 cm 13"x48"x1 3/4" **P41**
34x34x4 cm 13"x13"x1 3/4" **P40**



albus

clarus

pulvis

griseo

furvus

Note - Notes - Notes - Anmerkungen
I battiscopa e gli elementi "L" vengono venduti a pz. e a scatola completa. Tutti gli altri pezzi speciali vengono venduti al pezzo. I gradini vengono prodotti solo su ordinazione (tempo minimo di consegna 20 gg lavorativi).
All skirting and monolithic L elements, priced per piece, are sold in full box. All other special trims are sold by piece. Steps are produced only on request (minimum delivery terms of 20 days).
Les plinthes et élément "L" sont vendues la pièce et par boîte complète. Les autres pièces spéciales sont vendus la pièce. Le plat de marche sont produit sur demande (délai minimum de 20 jours).
Die Sockelleisten und Stufen werden pro Stk. und Vollen Kartons verkauft. Stufen und Stufenecken werden nur auf Bestellung produziert (Lieferzeiten mindesten 20 arbeitstagen ab Auftragserteilung).


METEORA


grès porcellanato impasto colorato
color body porcelain stoneware . grès cérame coloré dans la masse . durchgefärbtes Feinsteinzeug

effetto cemento
concrete-look
effet ciment
zementoptik




Formati Sizes - Formats - Formate




R10 
tutti i colori / all colors


90x90 cm RS / 36"x36" RS


C20 pag. 200




R11 C20  Spessore Thickness Epaisseur Stärke **2 CM**
beige, cotto, grigio, mix


C20 90x90 cm RS / 36"x36" RS
C20 90x90 cm RS - DECORO/
36"x36" RS - DECORO




R10 
tutti i colori / all colors


R11 outdoor 
beige, grigio, mix


61,0x61,0 cm RS / 24"x24" RS
61,0x61,0 cm RS - DECORO/
24"x24" RS - DECORO
61,5x61,5 cm NS - **outdoor**/
24"x24" NS - **outdoor**



R11 C20  Spessore Thickness Epaisseur Stärke **2 CM**
beige, grigio, mix


C20 61,0x61,0 cm RS / 24"x24" RS



R10 
tutti i colori / all colors

30,4x61,0 cm RS / 12"x24" RS

Colori Colours - Couleurs - Farbe



indoor: Grigio 90x90 cm . 36"x36" RS
outdoor: Grigio C20 90x90 cm . 36"x36" RS

METEORA



beige

90x90 cm 36"x36"	RS	A220
61,0x61,0 cm 24"x24"	RS	A192
61,0x61,0 cm 24"x24" DECORO	RS	A194
61,5x61,5 cm 24"x24" OUTDOOR	NS	A191
30,4x61,0 cm 12"x24"	RS	A110

C20

90x90 cm 36"x36" C20	RS	A225
90x90 cm 36"x36" DECORO C20	RS	A226
61,0x61,0 cm 24"x24" C20	RS	A198



caffè

90x90 cm 36"x36"	RS	A220
61,0x61,0 cm 24"x24"	RS	A192
61,0x61,0 cm 24"x24" DECORO	RS	A194
30,4x61,0 cm 12"x24"	RS	A110

C20

90x90 cm 36"x36" C20	RS	A225
90x90 cm 36"x36" DECORO C20	RS	A226



bianco

90x90 cm 36"x36"	RS	A220
61,0x61,0 cm 24"x24"	RS	A192
61,0x61,0 cm 24"x24" DECORO	RS	A194
30,4x61,0 cm 12"x24"	RS	A110



grigio

90x90 cm 36"x36"	RS	A220
61,0x61,0 cm 24"x24"	RS	A192
61,0x61,0 cm 24"x24" DECORO	RS	A194
61,5x61,5 cm 24"x24" OUTDOOR	NS	A191
30,4x61,0 cm 12"x24"	RS	A110

C20

90x90 cm 36"x36" C20	RS	A225
90x90 cm 36"x36" DECORO C20	RS	A226
61,0x61,0 cm 24"x24" C20	RS	A198



mix

90x90 cm 36"x36"	RS	A220
61,0x61,0 cm 24"x24"	RS	A192
61,0x61,0 cm 24"x24" DECORO	RS	A194
61,5x61,5 cm 24"x24" OUTDOOR	NS	A191
30,4x61,0 cm 12"x24"	RS	A110

C20

90x90 cm 36"x36" C20	RS	A225
90x90 cm 36"x36" DECORO C20	RS	A226
61,0x61,0 cm 24"x24" C20	RS	A198

METEORA

decori - decors - décors - dekors

decoro 61,0x61,0 cm 24"x24" **RS** - 90x90 cm 36"x36" **C20** **RS**

20 soggetti diversi, miscelazione casuale. Disponibile in tutti i colori. - 20 assorted motifs, random mix. Available in all colours.
20 sujets différents, mélange aléatoire. Disponible dans toutes les gammes de couleur. - 20 verschiedene Motive, Zufallsmischung. In allen Farben verfügbar.



beige
61,0x61,0 cm 24"x24" DECORO **RS** **A194**

cotto
61,0x61,0 cm 24"x24" DECORO **RS** **A194**

C20
90x90 cm 36"x36" DECORO **C20** **RS** **A226**

C20
90x90 cm 36"x36" DECORO **C20** **RS** **A226**



bianco
61,0x61,0 cm 24"x24" DECORO **RS** **A194**

grigio
61,0x61,0 cm 24"x24" DECORO **RS** **A194**


C20
90x90 cm 36"x36" DECORO **C20** **RS** **A226**

C20
90x90 cm 36"x36" DECORO **C20** **RS** **A226**

METEORA

decori - decors - décors - dekors

mosaico mix 81 tessere 3x3 - 30x30 cm 12"x12" **P73** 7



mix cold
bianco, grigio, mix



mix warm
bianco, beige, cotto

mosaico asimmetrico 18 pz - 30x30 cm 12"x12" **P77** 9



beige cotto bianco grigio mix

pezzi speciali - special pieces - pièces spéciales - formteile

elemento "L" monolitico outdoor **P50** 4
15x30x4 cm 6"x12"x1 3/4"



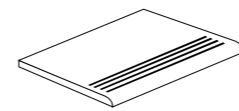
beige cotto bianco grigio mix

battiscopa
6,5x61,0 cm 2 1/2"x24" **RS** **P07** 12



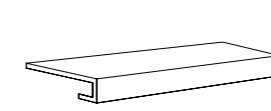
beige cotto bianco grigio mix

step
30,4x61,0 cm 12"x24" **RS** **P90**



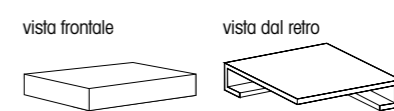
beige cotto bianco grigio mix

gradino costa retta
34x61,0x4 cm 13"x24"x1 3/4" **RS** **P31**



beige cotto bianco grigio mix

angolare costa retta dx/sx
34x34x4 cm 13"x13"x1 3/4" **RS** **P40**



beige cotto bianco grigio mix

Note - Notes - Notes - Anmerkungen
I battiscopa e gli elementi "L" vengono venduti a pz. e a scatola completa. Tutti gli altri pezzi speciali vengono venduti al pezzo. I gradini vengono prodotti solo su ordinazione (tempo minimo di consegna 20 gg lavorativi).
All skirting and monolithic L elements, priced per piece, are sold in full box. All other special trims are sold by piece. Steps are produced only on request (minimum delivery terms of 20 days).
Les plinthes et élément "L" sont vendues la pièce et par boîte complète. Les autres pièces spéciales sont vendus la pièce. Le plat de marche sont produit sur demande (délai minimum de 20 jours).
Die Sockelleisten und Stufen werden pro Stk. und Vollen Kartons verkauft. Stufen und Stufenecken werden nur auf Bestellung produziert (Lieferzeiten mindesten 20 arbeitstagen ab Auftragserteilung).


MY S'TILE


grès porcellanato impasto colorato
color body porcelain stoneware . grès cérame coloré dans la masse . durchgefärbtes Feinsteinzeug

effetto cemento
concrete-look
effet ciment
zementoptik




Formati
Sizes - Formats - Formate




R10  tutti i colori / all colors


122,2x122,2 cm R / 48"x48" R


C20 pag. 202




R11 C20  Spessore Thickness Epaisseur Stärke **2 CM** my grey

C20 122x122 cm RS / 48"x48" RS





R10  tutti i colori / all colors

90x90 cm R / 36"x36" R


R11 outdoor  my sand, my grey


90x90 cm R - outdoor / 36"x36" R - outdoor




R11 C20  Spessore Thickness Epaisseur Stärke **2 CM** my sand, my camel, my grey


C20 90x90 cm RS / 36"x36" RS




R10  tutti i colori / all colors

61,0x122,2 cm R / 24"x48" R





R10  tutti i colori / all colors

R11 outdoor  my sand, my grey

61,0x61,0 cm R / 24"x24" R

61,0x61,0 cm R - outdoor / 24"x24" R - outdoor



R10  tutti i colori / all colors

30,4x61,0 cm R / 12"x24" R

R RETTIFICATO RECTIFIED

RS RETTIFICATO/STRUTTURATO RECTIFIED/TEXTURED

Colori
Colours - Couleurs - Farbe



wall: My Camel 61,0x122,2 cm . 24"x48" R
floor: Frühling Dekore Blumen 20x20 cm . 8"x8" N

MY S'TILE



my sand

122,2x122,2 cm 48"x48"	R	A230
90x90 cm 36"x36"	R	A220
90x90 cm 36"x36" OUTDOOR	R	A224
61,0x122,2 cm 24"x48"	R	A180
61,0x61,0 cm 24"x24"	R	A192
61,0x61,0 cm 24"x24" OUTDOOR	R	A193
30,4x61,0 cm 12"x24"	R	A110

C20

90x90 cm 36"x36" C20	RS	A225
----------------------	----	------



my white

122,2x122,2 cm 48"x48"	R	A230
90x90 cm 36"x36"	R	A220
61,0x122,2 cm 24"x48"	R	A180
61,0x61,0 cm 24"x24"	R	A192
30,4x61,0 cm 12"x24"	R	A110



my camel

122,2x122,2 cm 48"x48"	R	A230
90x90 cm 36"x36"	R	A220
61,0x122,2 cm 24"x48"	R	A180
61,0x61,0 cm 24"x24"	R	A192
30,4x61,0 cm 12"x24"	R	A110

C20

90x90 cm 36"x36" C20	RS	A225
----------------------	----	------



my grey

122,2x122,2 cm 48"x48"	R	A230
90x90 cm 36"x36"	R	A220
90x90 cm 36"x36" OUTDOOR	R	A224
61,0x122,2 cm 24"x48"	R	A180
61,0x61,0 cm 24"x24"	R	A192
61,0x61,0 cm 24"x24" OUTDOOR	R	A193
30,4x61,0 cm 12"x24"	R	A110

C20

122x122 cm 48"x48" C20	RS	A232
90x90 cm 36"x36" C20	RS	A225

MY S'TILE

decori - decors - décors - dekors


mosaico monocolor 81 tessere 3x3 - 30x30 cm 12"x12" **P73** 7



my camel



my sand




my grey




my white


mosaico asimmetrico 18 pz - 30x30 cm 12"x12" **P77** 9



my camel



my sand



my grey



my white

pezzi speciali - special pieces - pièces spéciales - formteile

elemento "L" monolitico outdoor **P51** 2
15x61x4 cm 6"x24"x1 3/4"



my sand

my grey

battiscopa **P05** 10
6,5x122,2 cm 2 1/2"x48"



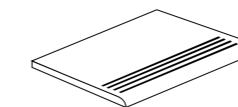
my camel

my sand

my grey

my white

step **P90**
30,4x61,0 cm 12"x24"



my camel

my sand

my white

my grey

gradino costa retta **P32** **P31**
34x122,2x4 cm 13"x48"x1 3/4"
34x61,0x4 cm 13"x24"x1 3/4"



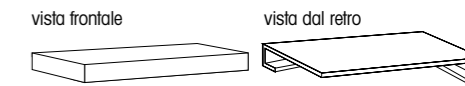
my camel

my sand

my white

my grey

angolare costa retta dx/sx **P41** **P40**
34x122,2x4 cm 13"x48"x1 3/4"
34x34x4 cm 13"x13"x1 3/4"



my camel

my sand

my white

my grey

Note - Notes - Notes - Anmerkungen

I battiscopa e gli elementi "L" vengono venduti a pz. e a scatola completa. Tutti gli altri pezzi speciali vengono venduti al pezzo. I gradini vengono prodotti solo su ordinazione (tempo minimo di consegna 20 gg lavorativi).
All skirting and monolithic L elements, priced per piece, are sold in full box. All other special trims are sold by piece. Steps are produced only on request (minimum delivery terms of 20 days).
Les plinthes et élément "L" sont vendues la pièce et par boîte complète. Les autres pièces spéciales sont vendus la pièce. Le plat de marche sont produit sur demande (délai minimum de 20 jours).
Die Sockelleisten und Stufen werden pro Stk. und Vollen Kartons verkauft. Stufen und Stufenecken werden nur auf Bestellung produziert (Lieferzeiten mindesten 20 arbeitstagen ab Auftragserteilung).


GREY SOUL

effetto cemento
concrete-look
effet ciment
zementoptik

grès porcellanato impasto colorato
color body porcelain stoneware . grès cérame coloré dans la masse . durchgefärbtes Feinsteinzeug




Formati Sizes - Formats - Formate



122,2x122,2 cm R / 48"x48" R



sand, white,
light, mid, dark
light, mid, dark,
anthracite



90x90 cm R / 36"x36" R
90x90 cm R - outdoor/
36"x36" R - outdoor




tutti i colori /
all colors
mid, dark



61,0x122,2 cm R / 24"x48" R




sand, light, mid,
dark, anthracite



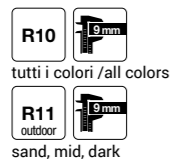
45x90 cm R / 18"x36" R




light, mid, dark



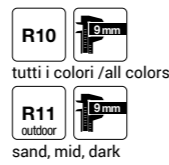
61,0x61,0 cm R / 24"x24" R
61,5x61,5 cm N - outdoor/
24"x24" N - outdoor



tutti i colori / all colors
sand, mid, dark



30,4x61,0 cm R / 12"x24" R
30,8x61,5 cm N - outdoor /
12"x24" N - outdoor



tutti i colori / all colors
sand, mid, dark


Colori Colours - Couleurs - Farbe



WHITE




SAND



LIGHT



MID



DARK




ANTHRACITE



GREY SOUL

Formati Sizes - Formats - Formate **C20** pag. 204



C20 122x122 cm RS / 48"x48" RS




mid, dark



C20 90x90 cm RS / 36"x36" RS



sand, light, mid, dark



C20 61,0x61,0 cm RS / 24"x24" RS



sand, light, mid, dark



C20 40x122 cm RS / 16"x48" RS



mid, dark



C20 45x90 cm RS / 18"x36" RS



sand, light, mid, dark



Light
61,0x122,2 cm . 24"x48" R

GREY SOUL



sand

122,2x122,2 cm 48"x48"	R	A230
90x90 cm 36"x36"	R	A220
61,0x122,2 cm 24"x48"	R	A180
61,0x61,0 cm 24"x24"	R	A192
61,5x61,5 cm 24"x24" OUTDOOR	N	A191
30,4x61,0 cm 12"x24"	R	A110
30,8x61,5 cm 12"x24" OUTDOOR	N	A141

C20

90x90 cm 36"x36" C20	RS	A225
61,0x61,0 cm 24"x24" C20	RS	A198
45x90 cm 18"x36" C20	RS	A171



white

122,2x122,2 cm 48"x48"	R	A230
90x90 cm 36"x36"	R	A220
61,0x61,0 cm 24"x24"	R	A192
30,4x61,0 cm 12"x24"	R	A110



light

122,2x122,2 cm 48"x48"	R	A230
122,2x122,2 cm 48"x48" 6,5 mm	R	A233
90x90 cm 36"x36"	R	A220
61,0x122,2 cm 24"x48"	R	A180
61,0x61,0 cm 24"x24"	R	A192
45x90 cm 18"x36"	R	A170
30,4x61,0 cm 12"x24"	R	A110

C20

90x90 cm 36"x36" C20	RS	A225
61,0x61,0 cm 24"x24" C20	RS	A198
45x90 cm 18"x36" C20	RS	A171



mid

122,2x122,2 cm 48"x48"	R	A230
122,2x122,2 cm 48"x48" 6,5 mm	R	A233
90x90 cm 36"x36"	R	A220
90x90 cm 36"x36" OUTDOOR	R	A224
61,0x122,2 cm 24"x48"	R	A180
61,0x61,0 cm 24"x24"	R	A192
61,5x61,5 cm 24"x24" OUTDOOR	N	A191
45x90 cm 18"x36"	R	A170
30,4x61,0 cm 12"x24"	R	A110
30,8x61,5 cm 12"x24" OUTDOOR	N	A141

C20

122x122 cm 48"x48" C20	RS	A232
90x90 cm 36"x36" C20	RS	A225
61,0x61,0 cm 24"x24" C20	RS	A198
45x90 cm 18"x36" C20	RS	A171
40x122 cm 16"x48" C20	RS	A150



dark

122,2x122,2 cm 48"x48"	R	A230
122,2x122,2 cm 48"x48" 6,5 mm	R	A233
90x90 cm 36"x36"	R	A220
90x90 cm 36"x36" OUTDOOR	R	A224
61,0x122,2 cm 24"x48"	R	A180
61,0x61,0 cm 24"x24"	R	A192
61,5x61,5 cm 24"x24" OUTDOOR	N	A191
45x90 cm 18"x36"	R	A170
30,4x61,0 cm 12"x24"	R	A110
30,8x61,5 cm 12"x24" OUTDOOR	N	A141

C20

122x122 cm 48"x48" C20	RS	A232
90x90 cm 36"x36" C20	RS	A225
61,0x61,0 cm 24"x24" C20	RS	A198
45x90 cm 18"x36" C20	RS	A171
40x122 cm 16"x48" C20	RS	A150




anthracite

122,2x122,2 cm 48"x48" 6,5 mm	R	A233
90x90 cm 36"x36"	R	A220
61,0x122,2 cm 24"x48"	R	A180
61,0x61,0 cm 24"x24"	R	A192
30,4x61,0 cm 12"x24"	R	A110


GREY SOUL

decori - decors - décors - dekors

mosaico monocolor 36 tessere 5x5 - 30x30 cm 12"x12" **P71**  7




sand white light mid dark anthracite

mosaico mix 81 tessere 3x3 - 30x30 cm 12"x12" **P73**  7



light / mid / dark

listello patchwork - 30,2x61 cm 12"x24" **P83**  4



sand



light



dark



white



mid

GREY SOUL

Mid 30,8x61,5 cm . 12"x24" N outdoor
elemento "L" monolitico outdoor 15x61x4 cm . 6"x24"x1 3/4"




pezzi speciali - special pieces - pièces spéciales - formteile

elemento "L" monolitico outdoor **P51**  2
15x61x4 cm 6"x24"x1 3/4"



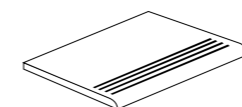
sand mid dark

battiscopa
6,5x61,0 cm 2 1/2"x24" **P07**  12




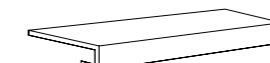
white
sand
light
mid
dark
anthracite

step
30,4x61,0 cm 12"x24" **P90** 




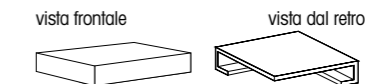
white
sand
light
mid
dark
anthracite

gradino costa retta
34x122,2x4 cm 13"x48"x1 3/4" **P32** 
34x61,0x4 cm 13"x24"x1 3/4" **P31** 



white
sand
light
mid
dark
anthracite

angolare costa retta dx/sx
34x122,2x4 cm 13"x48"x1 3/4" **P41** 
34x34x4 cm 13"x13"x1 3/4" **P40** 



white
sand
light
mid
dark
anthracite

Note - Notes - Notes - Anmerkungen
I battiscopa e gli elementi "L" vengono venduti a pz. e a scatola completa. Tutti gli altri pezzi speciali vengono venduti al pezzo. I gradini vengono prodotti solo su ordinazione (tempo minimo di consegna 20 gg lavorativi).
All skirting and monolithic L elements, priced per piece, are sold in full box. All other special trims are sold by piece. Steps are produced only on request (minimum delivery terms of 20 days).
Les plinthes et élément "L" sont vendues la pièce et par boîte complète. Les autres pièces spéciales sont vendus la pièce. Le plat de marche sont produit sur demande (délai minimum de 20 jours).
Die Sockelleisten und Stufen werden pro Stk. und Vollen Kartons verkauft. Stufen und Stufenecken werden nur auf Bestellung produziert (Lieferzeiten mindesten 20 arbeitstagen ab Auftragserteilung).


LEVEL

effetto cemento
concrete-look
effet ciment
zementoptik

grès porcellanato impasto colorato
color body porcelain stoneware . grès cérame coloré dans la masse . durchgefärbtes feinsteinzeug




Formati Sizes - Formats - Formate




R9 tutti i colori / all colors

61,0x122,2 cm R / 24"x48" R



R9 tutti i colori / all colors

61,0x61,0 cm R / 24"x24" R



R9 tutti i colori / all colors

30,4x61,0 cm R / 12"x24" R

N NATURALE NATURAL **R** RETTIFICATO RECTIFIED

Colori Colours - Couleurs - Farbe



WHITE



GREY



DARK GREY



ANTHRACITE

rivestimento coordinato - matching wall tiles - faïences coordonnées - koordinierte wandfliesen:
Level 20x50 cm . 8"x20"

bicottura tradizionale
traditional double fired - traditionnelle double feue - zweibrandfliesen

Formati Sizes - Formats - Formate



N tutti i colori / all colors

20x50 cm / 8"x20" N

Colori Colours - Couleurs - Farbe



WHITE



GREY



floor: Grey 61,0x61,0 cm . 24"x24" R
wall: White e Grey 20x5 cm . 8"x20" N - Grey decoro 20x5 cm . 8"x20" N

decori - decors - décors - dekors



white

- 61,0x122,2 cm 24"x48" R A180
- 61,0x61,0 cm 24"x24" R A192
- 30,4x61,0 cm 12"x24" R A110



grey

- 61,0x122,2 cm 24"x48" R A180
- 61,0x61,0 cm 24"x24" R A192
- 30,4x61,0 cm 12"x24" R A110



dark grey

- 61,0x122,2 cm 24"x48" R A180
- 61,0x61,0 cm 24"x24" R A192
- 30,4x61,0 cm 12"x24" R A110



anthracite

- 61,0x122,2 cm 24"x48" R A180
- 61,0x61,0 cm 24"x24" R A192
- 30,4x61,0 cm 12"x24" R A110

mosaico monocolor 36 tessere 5x5 - 30x30 cm 12"x12" P71 7




white



grey



dark grey



anthracite

mosaico monocolor 81 tessere 3x3 - 30x30 cm 12"x12" P73 7



white



grey




dark grey




anthracite


mosaico asimmetrico 18 pz - 30x30 cm 12"x12" P77 9



white



grey



dark grey



anthracite

pezzi speciali - special pieces - pièces spéciales - formteile

battiscopa
6,5x61,0 cm 2 1/2"x24" R P07 12



white



grey

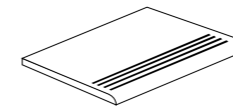


dark grey



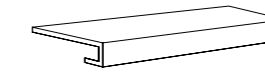
anthracite

step
30,4x61,0 cm 12"x24" R P90



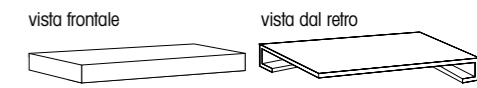
- white
- grey
- dark grey
- anthracite

gradino costa retta
34x122,2x4 cm 13"x48"x1 3/4" R P32
34x61,0x4 cm 13"x24"x1 3/4" R P31



- white
- grey
- dark grey
- anthracite

angolare costa retta dx/sx
34x122,2x4 cm 13"x48"x1 3/4" R P41
34x34x4 cm 13"x13"x1 3/4" R P40



- white
- grey
- dark grey
- anthracite

Note - Notes - Notes - Anmerkungen
I battiscopa vengono venduti a pz. e a scatola completa. Tutti gli altri pezzi speciali vengono venduti al pezzo. I gradini vengono prodotti solo su ordinazione (tempo minimo di consegna 20 gg lavorativi).
All skirting priced per piece, are sold in full box. All other special trims are sold by piece. Steps are produced only on request (minimum delivery terms of 20 days).
Les plinthes sont vendues la pièce et par boîte complète. Les autres pièces spéciales sont vendus la pièce. Le plat de marche sont produit sur demande (délai minimum de 20 jours).
Die Sockelleisten werden pro Stk. und Vollen Kartons verkauft. Stufen und Stufenecken werden nur auf Bestellung produziert (Lieferzeiten mindesten 20 arbeitstagen ab Auftragserteilung).

LEVEL

LEVEL wall



wall: Grey 61,0x122,2 cm . 24"x48" R
 floor: Dark Grey 61,0x122,2 cm . 24"x48" R

bicottura tradizionale
 traditional double fired - traditionnelle double feue - zweibrandfliesen
 rivestimento coordinato - matching wall tiles - faïences coordonnées - koordinierte wandfliesen





white
 20x50 cm 8"x20" 




grey
 20x50 cm 8"x20" 

decori - decors - décors - dekors





deco white 20x50 cm 8"x20" 



deco grey 20x50 cm 8"x20" 



mosaico level
 20x50 cm 8"x20"  

BETON


effetto cemento
concrete-look
effet ciment
zementoptik

grès porcellanato
porcelain stoneware . grès cérame . feinsteinzeug




Formati
Sizes - Formats - Formate

Colori
Colours - Couleurs - Farbe



R9 **9,5 mm**
tutti i colori / all colors

90x90 cm RS / 36"x36" RS



R9 **9 mm**
tutti i colori / all colors

61,0x61,0 cm RS / 24"x24" RS



R9 **9 mm**
tutti i colori / all colors
R11 outdoor **9 mm**
gris, marron

30,4x61,0 cm RS / 12"x24" RS
30,8x61,5 cm NS - outdoor /
12"x24" NS - outdoor -

NS NATURALE STRUTTURATO
NATURAL TEXTURED **RS** RETTIFICATO/STRUTTURATO
RECTIFIED/TEXTURED



BLANC



GRIS



TAUPE



MARRON



floor: Blanc 61,0x61,0 cm . 24"x24" RS
wall: Blanc e Gris 30,4x61,0 cm . 12"x24" RS



floor: Blanc 61,0x61,0 cm . 24"x24" RS
wall: Blanc e Gris 30,4x61,0 cm . 12"x24" RS

BETON



blanc

90x90 cm 36"x36"	RS	A222
61,0x61,0 cm 24"x24"	RS	A195
30,4x61,0 cm 12"x24"	RS	B110



gris

90x90 cm 36"x36"	RS	A222
61,0x61,0 cm 24"x24"	RS	A195
30,4x61,0 cm 12"x24"	RS	B110
30,8x61,5 cm 12"x24" OUTDOOR	NS	A145



taupe

90x90 cm 36"x36"	RS	A222
61,0x61,0 cm 24"x24"	RS	A195
30,4x61,0 cm 12"x24"	RS	B110




marron

90x90 cm 36"x36"	RS	A222
61,0x61,0 cm 24"x24"	RS	A195
30,4x61,0 cm 12"x24"	RS	B110
30,8x61,5 cm 12"x24" OUTDOOR	NS	A145

BETON

decori - decors - décors - dekors

mosaico mix 36 tessere 5x5 - 30x30 cm 12"x12" **P71** 7



blanc/gris



taupe/marron

pezzi speciali - special pieces - pièces spéciales - formteile

elemento "L" monolitico outdoor
15x61x4 cm 6"x24"x1 3/4" **P51** 2

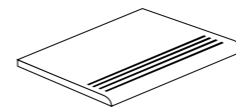


marron



gris

step
30,4x61,0 cm 12"x24" **RS P90**



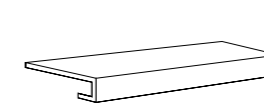
blanc

gris

taupe

marron

gradino costa retta
34x61,0x4 cm 13"x24"x1 3/4" **RS P31**



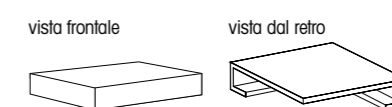
blanc

gris

taupe

marron

angolare costa retta dx/sx
34x34x4 cm 13"x13"x1 3/4" **RS P40**



vista frontale

blanc

gris

taupe

marron

vista dal retro

battiscopa
6,5x61,0 cm 2 1/2"x24" **RS P07** 12



blanc



gris



taupe



marron

Note - Notes - Notes - Anmerkungen
I battiscopa e gli elementi "L" vengono venduti a pz. e a scatola completa. Tutti gli altri pezzi speciali vengono venduti al pezzo. I gradini vengono prodotti solo su ordinazione (tempo minimo di consegna 20 gg lavorativi).
All skirting and monolithic L elements, priced per piece, are sold in full box. All other special trims are sold by piece. Steps are produced only on request (minimum delivery terms of 20 days).
Les plinthes et élément "L" sont vendues la pièce et par boîte complète. Les autres pièces spéciales sont vendus la pièce. Le plat de marche sont produit sur demande (délai minimum de 20 jours).
Die Sockelleisten und Stufen werden pro Stk. und Vollen Kartons verkauft. Stufen und Stufenecken werden nur auf Bestellung produziert (Lieferzeiten mindesten 20 arbeitstagen ab Auftragserteilung).

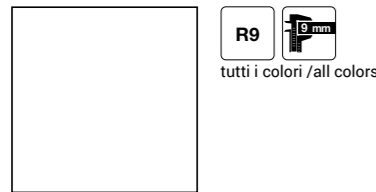
MODERN

effetto cemento
concrete-look
effet ciment
zementoptik

grès porcellanato impasto colorato
color body porcelain stoneware . grès cérame coloré dans la masse . durchgefärbtes feinsteinzeug



Formati Sizes - Formats - Formate



R9
tutti i colori / all colors

61,0x61,0 cm R / 24"x24" R



R9
tutti i colori / all colors

30,4x61,0 cm R / 12"x24" R

Colori Colours - Couleurs - Farbe



MODERN



grey

61,0x61,0 cm 24"x24"

30,4x61,0 cm 12"x24"



black

61,0x61,0 cm 24"x24"

30,4x61,0 cm 12"x24"



beige

61,0x61,0 cm 24"x24"

30,4x61,0 cm 12"x24"

pezzi speciali - special pieces - pièces spéciales - formteile

battiscopa
6,5x61,0 cm 2 1/2"x24"



RETTIFICATO
RECTIFIED

Note - Notes - Notes - Anmerkungen
I battiscopa vengono venduti a pz. e a scatola completa. Tutti gli altri pezzi speciali vengono venduti al pezzo. I gradini vengono prodotti solo su ordinazione (tempo minimo di consegna 20 gg lavorativi).
Skirtings are sold by piece and full boxes. All other special trims are sold by piece. Steps are produced only on request (minimum delivery terms of 20 days).
Les plinthes sont vendues la pièce et par boîte complète. Les autres pièces spéciales sont vendus la pièce. Le plat de marche sont produit sur demande (délai minimum de 20 jours).
Die Sockelleisten werden pro Stk. und Vollen Kartons verkauft. Stufen und Stufenecken werden nur auf Bestellung produziert (Lieferzeiten mindesten 20 arbeitstagen ab Auftragserteilung).

effetto marmo - marble-look - effet marbre - marmoroptik



<u>athena</u>	<u>82</u>
<u>marmi pregiati</u>	<u>72</u>
<u>white marble</u>	<u>78</u>



IL CAVALLINO
CERAMICHE since 1968

MARMI PREGIATI


grès porcellanato
porcelain stoneware . grès cérame . feinsteinzeug

effetto marmo
marble-look
effet marbre
marmoroptik



Formati
Sizes - Formats - Formate

Colori
Colours - Couleurs - Farbe



R9
R 9,5 mm
tutti i colori / all colors

LR
LR 9,5 mm
tutti i colori / all colors

122,2x122,2 cm R / 48"x48" R
121,0x121,0cm LR / 48"x48" LR



R9
R 9,5 mm
tutti i colori / all colors

LR
LR 9,5 mm
tutti i colori / all colors

61,0x122,2 cm R / 24"x48" R
60,0x121,0 cm LR / 24"x48" LR



ONICE CREMA



ONICE PERLA




ONICE CIELO



CRISTALLO



NAMIBIA



MARFIL



wall: Marfil 60,0x121,0 cm . 24"x48" LR - Marfil mosaico monocolor 36 tessere 5x5 . 30x30 cm . 12"x12" L
floor: Marfil 121,0x121,0 cm . 48"x48" LR

R RETTIFICATO RECTIFIED **LR** LAPPATO/RETTIFICATO LAPPED/RECTIFIED **N** NATURALE NATURAL **L** LAPPATO LAPPED

Avvertenze: i formati rettificati non sono modulari in nessun formato con i formati lappati.
Note: the rectified formats cannot be combined with the lapped formats.
Avertissement : les formats rectifiés ne sont modulaires en aucun format avec les formats polis.
Hinweis: Gleichgerichtete Formate sind in keinem Format mit geläpften Formaten modular.

MARMI PREGIATI



onice perla

122,2x122,2 cm 48"x48"	R	A234
121,0x121,0 cm 48"x48"	LR	A231
61,0x122,2 cm 24"x48"	R	B180
60,0x121,0 cm 24"x48"	LR	A183



onice crema

122,2x122,2 cm 48"x48"	R	A234
121,0x121,0 cm 48"x48"	LR	A231
61,0x122,2 cm 24"x48"	R	B180
60,0x121,0 cm 24"x48"	LR	A183



cristallo

122,2x122,2 cm 48"x48"	R	A234
121,0x121,0 cm 48"x48"	LR	A231
61,0x122,2 cm 24"x48"	R	B180
60,0x121,0 cm 24"x48"	LR	A183



namibia

122,2x122,2 cm 48"x48"	R	A234
121,0x121,0 cm 48"x48"	LR	A231
61,0x122,2 cm 24"x48"	R	B180
60,0x121,0 cm 24"x48"	LR	A183



onice cielo

122,2x122,2 cm 48"x48"	R	A234
121,0x121,0 cm 48"x48"	LR	A231
61,0x122,2 cm 24"x48"	R	B180
60,0x121,0 cm 24"x48"	LR	A183



wall: Onice Crema 121,0x121,0 cm . 48"x48" LR
 floor: Onice Perla 60,0x121,0 cm . 24"x48" LR
 furniture: Onice Cielo 60,0x121,0 cm . 24"x48" LR



wall: Cristallo 121,0x121,0 cm . 48"x48" LR
 Slash Anthracite mosaico monocolore
 36 tessere 5x5 . 30x30 cm . 12"x12"
 floor: Slash Anthracite 61,0x122,2 cm . 24"x48" R



marfil


122,2x122,2 cm 48"x48"	R	A234
121,0x121,0 cm 48"x48"	LR	A231
61,0x122,2 cm 24"x48"	R	B180
60,0x121,0 cm 24"x48"	LR	A183

Avvertenze: i formati rettificati non sono modulari in nessun formato con i formati lappati.
 Note: the rectified formats cannot be combined with the lapped formats.
 Avertissement : les formats rectifiés ne sont modulaires en aucun format avec les formats polis.
 Hinweis: Gleichgerichtete Formate sind in keinem Format mit geläpften Formaten modular.


Avvertenze: i formati rettificati non sono modulari in nessun formato con i formati lappati.
 Note: the rectified formats cannot be combined with the lapped formats.
 Avertissement : les formats rectifiés ne sont modulaires en aucun format avec les formats polis.
 Hinweis: Gleichgerichtete Formate sind in keinem Format mit geläpften Formaten modular.


MARMI PREGIATI


decori - decors - décors - dekors

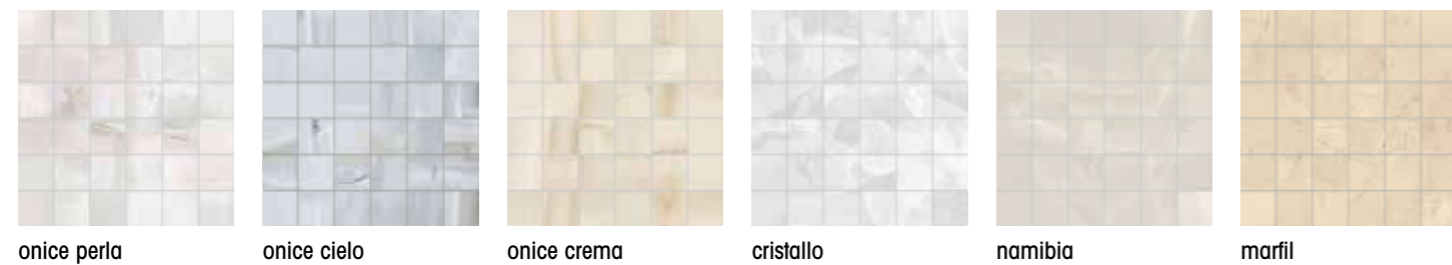
mosaico esagona - 30x30 cm 12"x12" **L** **P79**  7



mosaico monocolor N 36 tessere 5x5 - 30x30 cm 12"x12" **N** **P71**  7



mosaico monocolor L 36 tessere 5x5 - 30x30 cm 12"x12" **L** **P72**  7



MARMI PREGIATI



wall: Namibia 121,0x121,0 cm . 48"x48" LR
 floor: Decapè Miele 26,0x160,0 cm . 10"x63" R
 outdoor: Decapè Miele 20,2x122,2 cm . 8"x48" R outdoor



wall e floor: Onice Cielo 122,2x122,2 cm . 48"x48" R
 furniture: Onice Cielo 122,2x122,2 cm . 48"x48" R



pezzi speciali - special pieces - pièces spéciales - formteile

battiscopa
 6,5x122,2,0 cm 2 1/2"x48" **R** **P05**  10
 6,5x121,0 cm 2 1/2"x48" **LR** **P04**  10

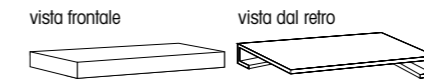


gradino costa retta
 34x122,2x4 cm 1 3/4"x48"x1 3/4" **R** **P32**



onice perla
 onice cielo
 onice crema
 cristallo
 namibia
 marfil

angolare costa retta dx/sx
 34x122,2x4 cm 1 3/4"x48"x1 3/4" **R** **P41**



onice perla
 onice cielo
 onice crema
 cristallo
 namibia
 marfil

Note - Notes - Notes - Anmerkungen
 I battiscopa vengono venduti a pz. e a scatola completa. Tutti gli altri pezzi speciali vengono venduti al pezzo. I gradini vengono prodotti solo su ordinazione (tempo minimo di consegna 20 gg lavorativi).
 All skirting priced per piece, are sold in full box. All other special trims are sold by piece. Steps are produced only on request (minimum delivery terms of 20 days).
 Les plinthes sont vendues la pièce et par boîte complète. Les autres pièces spéciales sont vendues la pièce. Le plot de marche sont produit sur demande (délai minimum de 20 jours).
 Die Sockelleisten werden pro Stk. und Vollen Kartons verkauft. Stufen und Stufenecken werden nur auf Bestellung produziert (Lieferzeiten mindesten 20 arbeitstagen ab Auftragserteilung).

WHITE MARBLE


effetto marmo
marble-look
effet marbre
marmoroptik

grès porcellanato
porcelain stoneware . grès cérame . feinsteinzeug



Formati
Sizes - Formats - Formate


Colori
Colours - Couleurs - Farbe



R9
R 9.5 mm
tutti i colori / all colors

LR
LR 9.5 mm
tutti i colori / all colors

122,2x122,2 cm R / 48"x48" R
121,0x121,0cm LR / 48"x48" LR



R9
R 9.5 mm
tutti i colori / all colors

LR
LR 9.5 mm
tutti i colori / all colors


80,0x160,0 cm R / 31"x63" R
79,0x157,7 cm LR / 31"x63" LR



R9
R 9.5 mm
tutti i colori / all colors


LR
LR 9.5 mm
tutti i colori / all colors

61,0x122,2 cm R / 24"x48" R
60,0x121,0 cm LR / 24"x48" LR



R9
R 9.5 mm
tutti i colori / all colors

61,0x61,0 cm R / 24"x24" R



R9
R 9.5 mm
tutti i colori / all colors

30,4x61,0 cm R / 12"x24" R

R RETTIFICATO RECTIFIED **LR** LAPPATO/RETTIFICATO LAPPED/RECTIFIED **N** NATURALE NATURAL **L** LAPPATO LAPPED

Avvertenze: i formati rettificati non sono modulari in nessun formato con i formati lappati.
Note: the rectified formats cannot be combined with the lapped formats.
Avertissement: les formats rectifiés ne sont modulaires en aucun format avec les formats polis.
Hinweis: Gleichgerichtete Formate sind in keinem Format mit geläpften Formaten modular.



CALACATTA ORO



STATUARIO



floor: Statuario 121,0x121,0 cm . 48"x48" LR
furniture: Statuario mosaico esagona 30x30 cm . 12"x12" L



Calacatta Oro
121,0x121,0 cm . 48"x48" LR

WHITE MARBLE



calacatta oro

122,2x122,2 cm 48"x48"	R	A230
121,0x121,0 cm 48"x48"	LR	A231
80,0x160,0 cm 31"x63"	R	A210
79,0x157,7 cm 31"x63"	LR	A211
61,0x122,2 cm 24"x48"	R	A180
60,0x121,0 cm 24"x48"	LR	A183
61,0x61,0 cm 24"x24"	R	A192
30,4x61,0 cm 12"x24"	R	A110



statuario

122,2x122,2 cm 48"x48"	R	A230
121,0x121,0 cm 48"x48"	LR	A231
80,0x160,0 cm 31"x63"	R	A210
79,0x157,7 cm 31"x63"	LR	A211
61,0x122,2 cm 24"x48"	R	A180
60,0x121,0 cm 24"x48"	LR	A183
61,0x61,0 cm 24"x24"	R	A192
30,4x61,0 cm 12"x24"	R	A110

sviluppo grafico - design development - développement graphique -
grafische entwicklung 121,0x121,0 cm . 48"x48" LR
(6 grafiche diverse - 6 different design - 6 graphiques différents - verschiedene Grafische)



sviluppo grafico - design development - développement graphique -
grafische entwicklung 121,0x121,0 cm . 48"x48" LR
(6 grafiche diverse - 6 different design - 6 graphiques différents - verschiedene Grafische)



WHITE MARBLE

decori - decors - décors - dekors

mosaico esagona - 30x30 cm 12"x12" N L N P78 L P79 7



calacatta oro



statuario

mosaico monocolore 36 tessere 5x5 - 30x30 cm 12"x12" N L N P71 L P72 7



calacatta oro



statuario

pezzi speciali - special pieces - pièces spéciales - fornteile

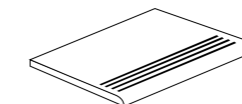
battiscopa
6,5x61,0 cm 2 1/2"x24" R P07 12
6,5x121,0 cm 2 1/2"x48" LR P04 10



calacatta oro

statuario

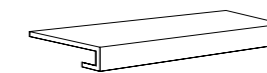
step
30,4x61,0 cm 12"x24" R P90



calacatta oro

statuario

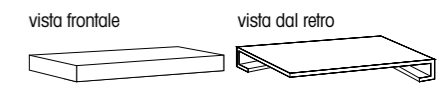
gradino costa retta
34x122,2x4 cm 13"x48"x1 3/4" R P32
34x61,0x4 cm 13"x24"x1 3/4" R P31



calacatta oro

statuario

angolare costa retta dx/sx
34x122,2x4 cm 13"x48"x1 3/4" R P41
34x34x4 cm 13"x13"x1 3/4" R P40



calacatta oro

statuario

Avvertenze: i formati rettificati non sono modulari in nessun formato con i formati lappati.
Note: the rectified formats cannot be combined with the lapped formats.
Avertissement: les formats rectifiés ne sont modulaires en aucun format avec les formats polis.
Hinweis: Gleichgerichtete Formate sind in keinem Format mit geläpften Formaten modular.

Note - Notes - Notes - Anmerkungen
I battiscopa vengono venduti a pz. e a scatola completa. Tutti gli altri pezzi speciali vengono venduti al pezzo. I gradini vengono prodotti solo su ordinazione (tempo minimo di consegna 20 gg lavorativi).
All skirting priced per piece, are sold in full box. All other special trims are sold by piece. Steps are produced only on request (minimum delivery terms of 20 days).
Les plinthes sont vendues la pièce et par boîte complète. Les autres pièces spéciales sont vendus la pièce. Le plot de marche sont produit sur demande (délai minimum de 20 jours).
Die Sockelleisten werden pro Stk. und Vollen Kartons verkauft. Stufen und Stufenecken werden nur auf Bestellung produziert (Lieferzeiten mindesten 20 arbeitstagen ab Auftragserteilung).


ATHENA

grès porcellanato impasto colorato
 color body porcelain stoneware . grès cérame coloré dans la masse . durchgefärbtes Feinsteinzeug

effetto marmo
 marble-look
 effet marbre
 marmoroptik



Formati Sizes - Formats - Formate




tutti i colori / all colors

121,0x121,0 cm LR / 48"x48" LR




tutti i colori / all colors

60,0x121,0 cm LR / 24"x48" LR



tutti i colori / all colors

61,0x61,0 cm R / 24"x24" R



tutti i colori / all colors

30,4x61,0 cm R / 12"x24" R

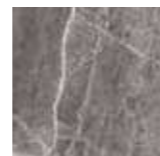
Colori Colours - Couleurs - Farbe



BIANCO



GRIGIO



NERO



ALMOND



Grigio
 61,0x61,0 cm . 24"x24" R



Nero
 60,0x121,0 cm . 24"x48" LR



Avvertenze: i formati rettificati non sono modulari in nessun formato con i formati lappati.
 Note: the rectified formats cannot be combined with the lapped formats.
 Avertissement : les formats rectifiés ne sont modulaires en aucun format avec les formats polis.
 Hinweis: Gleichgerichtete Formate sind in keinem Format mit geläpften Formaten modular.

ATHENA

ATHENA

decori - decors - décors - dekors



bianco

121,0x121,0 cm 48"x48"	LR	A231
60,0x121,0 cm 24"x48"	LR	A183
61,0x61,0 cm 24"x24"	R	A192
30,4x61,0 cm 12"x24"	R	A110



grigio

121,0x121,0 cm 48"x48"	LR	A231
60,0x121,0 cm 24"x48"	LR	A183
61,0x61,0 cm 24"x24"	R	A192
30,4x61,0 cm 12"x24"	R	A110




nero

121,0x121,0 cm 48"x48"	LR	A231
60,0x121,0 cm 24"x48"	LR	A183
61,0x61,0 cm 24"x24"	R	A192
30,4x61,0 cm 12"x24"	R	A110



almond

121,0x121,0 cm 48"x48"	LR	A231
60,0x121,0 cm 24"x48"	LR	A183
61,0x61,0 cm 24"x24"	R	A192
30,4x61,0 cm 12"x24"	R	A110



bianco



grigio



nero



almond


patchwork - 30x30 cm 12"x12" N P80 7



bianco



grigio



nero




almond


mosaico monocolore 36 tessere 5x5 - 30x30 cm 12"x12" N P71 7



bianco



grigio



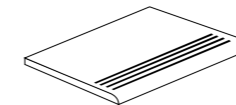
nero



almond

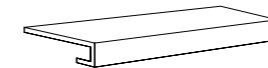
mosaico monocolore mix N/L 81 tessere 3x3 - 30x30 cm 12"x12" N/L MIX P74 7

step
30,4x61,0 cm 12"x24" R P90



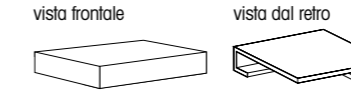
- almond
- bianco
- grigio
- nero

gradino costa retta
34x61,0x4 cm 13"x24"x1 3/4" R P31



- almond
- bianco
- grigio
- nero

angolare costa retta dx/sx
34x34x4 cm 13"x13"x1 3/4" R P40



- almond
- bianco
- grigio
- nero

battiscopa
6,5x61,0 cm 2 1/2"x24" R P07 12
6,5x121,0 cm 2 1/2"x48" LR P04 10



Avvertenze: i formati rettificati non sono modulari in nessun formato con i formati lappati.
Note: the rectified formats cannot be combined with the lapped formats.
Avertissement: les formats rectifiés ne sont modulaires en aucun format avec les formats polis.
Hinweis: Gleichgerichtete Formate sind in keinem Format mit geläpften Formaten modular.

Note - Notes - Notes - Anmerkungen
I battiscopa vengono venduti a pz. e a scatola completa. Tutti gli altri pezzi speciali vengono venduti al pezzo. I gradini vengono prodotti solo su ordinazione (tempo minimo di consegna 20 gg lavorativi).
Skirtings are sold by piece and full boxes. All other special trims are sold by piece. Steps are produced only on request (minimum delivery terms of 20 days).
Les plinthes sont vendues la pièce et par boîte complète. Les autres pièces spéciales sont vendues la pièce. Le plat de marche sont produit sur demande (délai minimum de 20 jours).
Die Sockelleisten werden pro Stk. und Vollen Kartons verkauft. Stufen und Stufenecken werden nur auf Bestellung produziert (Lieferzeiten mindesten 20 arbeitstagen ab Auftragserteilung).

effetto pietra - stone-look - effet pierre - steinoptik



ceppo di grè	88
colosseo plus	100
durango	126
etna	130
holystone	94
la leccese	122
limestone	110
luserna	138
slash	104
terraforte	142
tribeca	116
vals	134



IL CAVALLINO
CERAMICHE since 1968

CEPPO DI GRÉ


grès porcellanato
porcelain stoneware . grès cérame . feinsteinzeug


effetto pietra
stone-look
effet pierre
steinoptik




Formati
Sizes - Formats - Formate

Colori
Colours - Couleurs - Farbe





R10  tutti i colori / all colors


R12 outdoor  tutti i colori / all colors


61,0x122,2 cm RS / 24"x48" RS
61,0x122,2 cm RS - outdoor/
24"x48" RS - outdoor

C20 pag. 208




R12 C20  spessore Thickness Epaisseur Stärke 2 CM
gré natural,
gré anthracite




R12 C20  spessore Thickness Epaisseur Stärke 2 CM
gré natural,
gré white


C20 90x90 cm RS / 36"x36" RS


C20 61,0x61,0 cm RS /
24"x24" RS




R10  gré natural,
gré anthracite


90x90 cm RS / 36"x36" RS



R10  tutti i colori / all colors

61,0x61,0 cm RS / 24"x24" RS



R10  tutti i colori / all colors


30,4x61,0 cm RS / 12"x24" RS

RS RETTIFICATO/STRUTTURATO
RECTIFIED/TEXTURED



floor e wall: Gré Natural
61,0x122,2 cm . 24"x48" RS

CEPPO DI GRÉ



gré white

61,0x122,2 cm 24"x48"	RS	B180
61,0x122,2 cm 24"x48" OUTDOOR	RS	B182
61,0x61,0 cm 24"x24"	RS	B192
30,4x61,0 cm 12"x24"	RS	C110


C20

61,0x61,0 cm 24"x24" C20	RS	B198
--------------------------	----	------



gré grey

61,0x122,2 cm 24"x48"	RS	B180
61,0x122,2 cm 24"x48" OUTDOOR	RS	B182
61,0x61,0 cm 24"x24"	RS	B192
30,4x61,0 cm 12"x24"	RS	C110




gré naturel

90x90 cm 36"x36"	RS	B220
61,0x122,2 cm 24"x48"	RS	B180
61,0x122,2 cm 24"x48" OUTDOOR	RS	B182
61,0x61,0 cm 24"x24"	RS	B192
30,4x61,0 cm 12"x24"	RS	C110

C20

90x90 cm 36"x36" C20	RS	B225
61,0x61,0 cm 24"x24" C20	RS	B198



gré anthracite

90x90 cm 36"x36"	RS	B220
61,0x122,2 cm 24"x48"	RS	B180
61,0x122,2 cm 24"x48" OUTDOOR	RS	B182
61,0x61,0 cm 24"x24"	RS	B192
30,4x61,0 cm 12"x24"	RS	C110

C20

90x90 cm 36"x36" C20	RS	B225
----------------------	----	------


CEPPO DI GRÉ

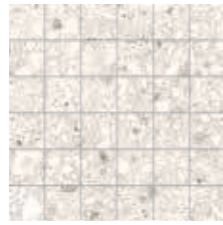


Gré Grey
61,0x122,2 cm . 24"x48" RS

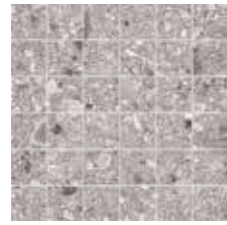
CEPPO DI GRÉ

decori - decors - décors - dekors

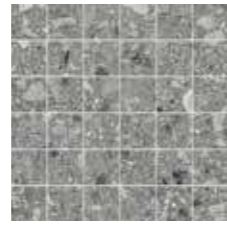
mosaico monocolore 36 tessere 5x5 - 30x30 cm 12"x12" **P71**  7




gré white




gré natural



gré grey




gré anthracite


mosaico asimmetrico 18 pz - 30x30 cm 12"x12" **P77**  9




gré white



gré natural



gré grey



gré anthracite

pezzi speciali - special pieces - pièces spéciales - formteile


battiscopa
6,5x61,0 cm 2 1/2"x24" **RS P07**  12



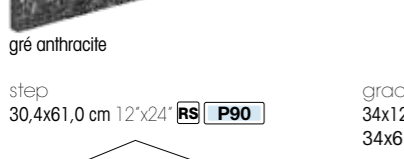
gré white



gré natural



gré grey



gré anthracite

elemento "L" monolitico outdoor **P51**  2
15x61x4 cm 6"x24"x1 3/4"




gré white



gré grey

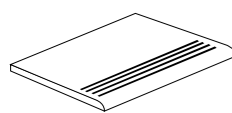


gré natural



gré anthracite

step
30,4x61,0 cm 12"x24" **RS P90**



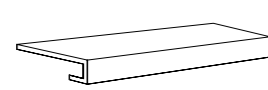
gré white

gré natural

gré grey

gré anthracite

gradino costa retta
34x122,2x4 cm 13"x48"x1 3/4" **RS P32**
34x61,0x4 cm 13"x24"x1 3/4" **RS P31**



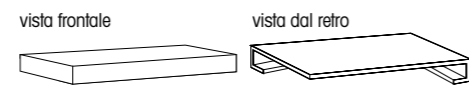
gré white

gré natural

gré grey

gré anthracite

angolare costa retta dx/sx
34x122,2x4 cm 13"x48"x1 3/4" **RS P41**
34x34x4 cm 13"x13"x1 3/4" **RS P40**



gré white

gré natural

gré grey

gré anthracite

Note - Notes - Notes - Anmerkungen
I battiscopa e gli elementi "L" vengono venduti a pz. e a scatola completa. Tutti gli altri pezzi speciali vengono venduti al pezzo. I gradini vengono prodotti solo su ordinazione (tempo minimo di consegna 20 gg lavorativi). All skirting and monolithic L elements, priced per piece, are sold in full box. All other special trims are sold by piece. Steps are produced only on request (minimum delivery terms of 20 days). Les plinthes et élément "L" sont vendues la pièce et par boîte complète. Les autres pièces spéciales sont vendus la pièce. Le plot de marche sont produit sur demande (délai minimum de 20 jours). Die Sockelleisten und Stufen werden pro Stk. und Vollen Kartons verkauft. Stufen und Stufenecken werden nur auf Bestellung produziert (Lieferzeiten mindesten 20 arbeitstagen ab Auftragserteilung).

CEPPO DI GRÉ

sviluppo grafico - design development - développement graphique - grafische entwicklung 61,0x122,2 cm . 24"x48" RS
(12 grafiche diverse . 12 different design . 12 graphiques différents . 12 verschiedene Grafische)



gré white



gré natural



gré grey



gré anthracite



Gré White
61,0x122,2 cm . 24"x48" RS



Gré Anthracite
61,0x61,0 cm . 24"x24" RS

HOLYSTONE


grès porcellanato
porcelain stoneware . grès cérame . feinsteinzeug


effetto pietra
stone-look
effet pierre
steinoptik





Formati
Sizes - Formats - Formate

Colori
Colours - Couleurs - Farbe




R10  tutti i colori / all colors


R12 outdoor  tutti i colori / all colors

R12 outdoor  tutti i colori / all colors

61,0x122,2 cm R / 24"x48" R
61,0x122,2 cm R - outdoor/
24"x48" R - outdoor


C20 pag. 210




R12 C20  Spessore Thickness Epaisseur Stärke **2 CM**


tutti i colori / all colors


C20 61,0x122 cm RS / 24"x48" RS



R10  tutti i colori / all colors


61,0x61,0 cm R / 24"x24" R





R12 C20  Spessore Thickness Epaisseur Stärke **2 CM**

tutti i colori / all colors

C20 61,0x61,0 cm RS / 24"x24" RS



R10  tutti i colori / all colors

R12 outdoor  tutti i colori / all colors

30,4x61,0 cm R / 12"x24" R
30,8x61,5 cm NS - outdoor/
12"x24" NS - outdoor



BEIGE



WHITE



GREY



DARK



floor: Grey 61,0x122,2 cm . 24"x48" R
wall: Dark mosaico asimmetrico 18 pezzi 30x30 cm . 12"x12"

R RETTIFICATO RECTIFIED **RS** RETTIFICATO/STRUTTURATO RECTIFIED/TEXTURED **NS** NATURALE/STRUTTURATO NATURAL/TEXTURED

HOLYSTONE



beige

61,0x122,2 cm 24"x48"	R	B180
61,0x122,2 cm 24"x48" OUTDOOR	RS	B182
61,0x61,0 cm 24"x24"	R	B192
30,4x61,0 cm 12"x24"	R	C110
30,8x61,5 cm 12"x24" OUTDOOR	NS	B141

C20

61,0x122,0 cm 24"x48" C20	RS	A184
61,0x61,0 cm 24"x24" C20	RS	B198



grey

61,0x122,2 cm 24"x48"	R	B180
61,0x122,2 cm 24"x48" OUTDOOR	RS	B182
61,0x61,0 cm 24"x24"	R	B192
30,4x61,0 cm 12"x24"	R	C110
30,8x61,5 cm 12"x24" OUTDOOR	NS	B141

C20

61,0x122,0 cm 24"x48" C20	RS	A184
61,0x61,0 cm 24"x24" C20	RS	B198




white

61,0x122,2 cm 24"x48"	R	B180
61,0x122,2 cm 24"x48" OUTDOOR	RS	B182
61,0x61,0 cm 24"x24"	R	B192
30,4x61,0 cm 12"x24"	R	C110
30,8x61,5 cm 12"x24" OUTDOOR	NS	B141

C20

61,0x122,0 cm 24"x48" C20	RS	A184
61,0x61,0 cm 24"x24" C20	RS	B198



dark

61,0x122,2 cm 24"x48"	R	B180
61,0x122,2 cm 24"x48" OUTDOOR	RS	B182
61,0x61,0 cm 24"x24"	R	B192
30,4x61,0 cm 12"x24"	R	C110
30,8x61,5 cm 12"x24" OUTDOOR	NS	B141

C20

61,0x122,0 cm 24"x48" C20	RS	A184
61,0x61,0 cm 24"x24" C20	RS	B198


HOLYSTONE



floor e wall indoor: Beige 61,0x122,2 cm . 24"x48" R
 outdoor: C20 White 61,0x61,0 cm . 24"x24" RS

HOLYSTONE

decori - decors - décors - dekors

mosaico monocolore 36 tessere 5x5 - 30x30 cm 12"x12" **P71**  7




beige




white



grey



dark


mosaico asimmetrico 18 pz - 30x30 cm 12"x12" **P77**  9




beige



white



grey



dark

pezzi speciali - special pieces - pièces spéciales - formteile

battiscopa
6,5x61,0 cm 2 1/2"x24" **R** **P07**  12



beige



white



grey



dark

elemento "L" monolitico outdoor **P51**  2
15x61x4 cm 6"x24"x1 3/4"



beige



white

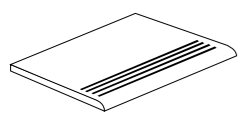


grey



dark

step
30,4x61,0 cm 12"x24" **R** **P90**



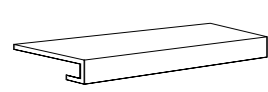
beige

white

grey

dark

gradino costa retta
34x122,2x4 cm 13"x48"x1 3/4" **R** **P32**
34x61,0x4 cm 13"x24"x1 3/4" **R** **P31**



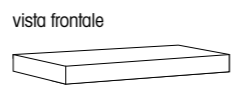
beige

white

grey

dark

angolare costa retta dx/sx
34x122,2x4 cm 13"x48"x1 3/4" **R** **P41**
34x34x4 cm 13"x13"x1 3/4" **R** **P40**

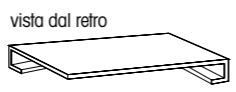


beige

white

grey


dark



vista dal retro

HOLYSTONE

sviluppo grafico - design development - développement graphique - grafische entwicklung 61,0x122,2 cm . 24"x48" R
(12 grafiche diverse . 12 different design . 12 graphiques différents . 12 verschiedene Grafische)



white



grey



beige



dark



White
61,0x61,0 cm . 24"x24" R



indoor - floor: Dark 61,0x61,0 cm . 24"x24" R
wall: Dark mosaico monocolore 36 tessere 5x5 . 30x30 cm . 12"x12"
furniture: Ceppo di Gré Natural 61,0x122,2 cm . 24"x48" RS
outdoor - floor: C20 Dark 61,0x61,0 cm . 24"x24" RS
wall: White mosaico asimmetrico 18 pezzi 30x30 cm . 12"x12"

Note - Notes - Notes - Anmerkungen
I battiscopa e gli elementi "L" vengono venduti a pz. e a scatola completa. Tutti gli altri pezzi speciali vengono venduti al pezzo. I gradini vengono prodotti solo su ordinazione (tempo minimo di consegna 20 gg lavorativi).
All skirting and monolithic L elements, priced per piece, are sold in full box. All other special trims are sold by piece. Steps are produced only on request (minimum delivery terms of 20 days).
Les plinthes et élément "L" sont vendues la pièce et par boîte complète. Les autres pièces spéciales sont vendus la pièce. Le plot de marche sont produit sur demande (délai minimum de 20 jours).
Die Sockelleisten und Stufen werden pro Stk. und Vollen Kartons verkauft. Stufen und Stufenecken werden nur auf Bestellung produziert (Lieferzeiten mindesten 20 arbeitstagen ab Auftragserteilung).


COLOSSEO PLUS


grès porcellanato
porcelain stoneware . grès cérame . feinsteinzeug

effetto pietra
stone-look
effet pierre
steinoptik




Formati
Sizes - Formats - Formate




R10  tutti i colori / all colors


122,2x122,2 cm RS / 48"x48" RS


C20 pag. 214




R11  Spessore Thickness Epaisseur Stärke 2 CM tutti i colori / all colors


C20 90x90 cm RS / 36"x36" RS




R10  tutti i colori / all colors


61,0x122,2 cm RS / 24"x48" RS




R10  tutti i colori / all colors


90x90 cm RS / 36"x36" RS




R10  tutti i colori / all colors

61,0x61,0 cm RS / 24"x24" RS



R10  tutti i colori / all colors

R11  outdoor

grigio, panna

30,4x61,0 cm RS / 12"x24" RS
30,8x61,5 cm NS / 12"x24" NS
30,8x61,5 cm NS - outdoor/
12"x24" NS - outdoor

RS RETTIFICATO/STRUTTURATO
RECTIFIED/TEXTURED

NS NATURALE/STRUTTURATO
NATURAL/TEXTURED

Colori
Colours - Couleurs - Farbe



Panna
122,2x122,2 cm . 48"x48" RS



Grigio
30,8x61,5 cm . 12"x24" NS outdoor

COLOSSEO PLUS



panna		beige		grigio	
122,2x122,2 cm 48"x48"	RS A230	122,2x122,2 cm 48"x48"	RS A230	122,2x122,2 cm 48"x48"	RS A230
90x90 cm 36"x36"	RS A220	90x90 cm 36"x36"	RS A220	90x90 cm 36"x36"	RS A220
61,0x122,2 cm 24"x48"	RS A180	61,0x122,2 cm 24"x48"	RS A180	61,0x122,2 cm 24"x48"	RS A180
61,0x61,0 cm 24"x24"	RS A192	61,0x61,0 cm 24"x24"	RS A192	61,0x61,0 cm 24"x24"	RS A192
30,8x61,5 cm 12"x24"	NS A140	30,8x61,5 cm 12"x24"	NS A140	30,8x61,5 cm 12"x24"	NS A140
30,4x61,0 cm 12"x24"	RS A110	30,4x61,0 cm 12"x24"	RS A110	30,4x61,0 cm 12"x24"	RS A110
30,8x61,5 cm 12"x24" OUTDOOR	NS A141			30,8x61,5 cm 12"x24" OUTDOOR	NS A141
C20		C20		C20	
90x90 cm 36"x36" C20	RS A225	90x90 cm 36"x36" C20	RS A225	90x90 cm 36"x36" C20	RS A225



floor: Grigio 90x90 cm . 36"x36" RS
 wall: Universal Stylish 61,0x122,2 cm . 24"x48" R


COLOSSEO PLUS

decori - decors - décors - dekors

mosaico monocolore 36 tessere 5x5 - 30x30 cm 12"x12" P71 7



panna



beige



grigio

mosaico asimmetrico 18 pz - 30x30 cm 12"x12" P77 9



panna



beige



grigio

pezzi speciali - special pieces - pièces spéciales - formteile

elemento "L" monolitico outdoor P51 2
 15x61x4 cm 6"x24"x1 3/4"



panna



grigio

battiscopa 6,5x61,0 cm 2 1/2"x24" RS P07 12

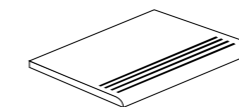


panna

beige

grigio

step 30,4x61,0 cm 12"x24" RS P90



panna

beige

grigio

gradino costa retta 34x122,2x4 cm 13"x48"x1 3/4" RS P32
 34x61,0x4 cm 13"x24"x1 3/4" RS P31

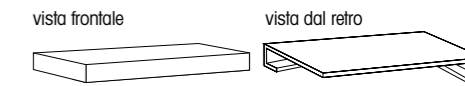


panna

beige

grigio

angolare costa retta dx/sx 34x122,2x4 cm 13"x48"x1 3/4" RS P41
 34x34x4 cm 13"x13"x1 3/4" RS P40



panna

beige

grigio

Note - Notes - Notes - Anmerkungen
 I battiscopa e gli elementi "L" vengono venduti a pz. e a scatola completa. Tutti gli altri pezzi speciali vengono venduti al pezzo. I gradini vengono prodotti solo su ordinazione (tempo minimo di consegna 20 gg lavorativi).
 All skirting and monolithic L elements, priced per piece, are sold in full box. All other special trims are sold by piece. Steps are produced only on request (minimum delivery terms of 20 days).
 Les plinthes et élément "L" sont vendues la pièce et par boîte complète. Les autres pièces spéciales sont vendus la pièce. Le plat de marche sont produit sur demande (délai minimum de 20 jours).
 Die Sockelleisten und Stufen werden pro Stk. und Vollen Kartons verkauft. Stufen und Stufenecken werden nur auf Bestellung produziert (Lieferzeiten mindesten 20 arbeitstagen ab Auftragserteilung).

SLASH


grès porcellanato impasto colorato
color body porcelain stoneware . grès cérame coloré dans la masse . durchgefärbtes feinsteinzeug


effetto pietra
stone-look
effet pierre
steinoptik



Formati
Sizes - Formats - Formate


Colori
Colours - Couleurs - Farbe




R10  **9 mm**
tutti i colori / all colors


61,0x122,2 cm R / 24"x48" R


C20 pag. 212




R12 C20  **9 mm**
A+B+C
Spessore Thickness Epaisseur Stärke **2 CM**
tutti i colori / all colors


C20 61,0x122 cm RS / 24"x48" RS




R10  **9 mm**
tutti i colori / all colors

61,0x61,0 cm R / 24"x24" R



R10  **9 mm**
tutti i colori / all colors

30,4x61,0 cm R / 12"x24" R


R11 outdoor  **9 mm**
tutti i colori / all colors

30,8x61,5 cm N - outdoor/
12"x24" N - outdoor


R RETTIFICATO
RECTIFIED

RS RETTIFICATO/STRUTTURATO
RECTIFIED/TEXTURED


N NATURALE
NATURAL




ALMOND




IVORY




MID GREY



DARK GREY



ANTHRACITE



floor: Dark Grey 61,0x61,0 cm . 24"x24" R
wall: Ivory 61,0x122,2 cm . 24"x48" R

SLASH



almond

61,0x122,2 cm 24"x48"	R	A180
61,0x61,0 cm 24"x24"	R	A192
30,4x61,0 cm 12"x24"	R	A110
30,8x61,5 cm 12"x24" OUTDOOR	N	A141

C20

61,0x122,0 cm 24"x48" C20	RS	A184
---------------------------	----	------



ivory

61,0x122,2 cm 24"x48"	R	A180
61,0x61,0 cm 24"x24"	R	A192
30,4x61,0 cm 12"x24"	R	A110
30,8x61,5 cm 12"x24" OUTDOOR	N	A141

C20

61,0x122,0 cm 24"x48" C20	RS	A184
---------------------------	----	------




mid grey

61,0x122,2 cm 24"x48"	R	A180
61,0x61,0 cm 24"x24"	R	A192
30,4x61,0 cm 12"x24"	R	A110
30,8x61,5 cm 12"x24" OUTDOOR	N	A141

C20

61,0x122,0 cm 24"x48" C20	RS	A184
---------------------------	----	------



dark grey

61,0x122,2 cm 24"x48"	R	A180
61,0x61,0 cm 24"x24"	R	A192
30,4x61,0 cm 12"x24"	R	A110
30,8x61,5 cm 12"x24" OUTDOOR	N	A141

C20

61,0x122,0 cm 24"x48" C20	RS	A184
---------------------------	----	------



anthracite

61,0x122,2 cm 24"x48"	R	A180
61,0x61,0 cm 24"x24"	R	A192
30,4x61,0 cm 12"x24"	R	A110
30,8x61,5 cm 12"x24" OUTDOOR	N	A141

C20

61,0x122,0 cm 24"x48" C20	RS	A184
---------------------------	----	------


SLASH



Ivory
61,0x61,0 cm . 24"x24" R


SLASH


decori - decors - décors - dekors

mosaico monocolor 36 tessere 5x5 - 30x30 cm 12"x12" **P71**  7




almond ivory mid grey dark grey anthracite

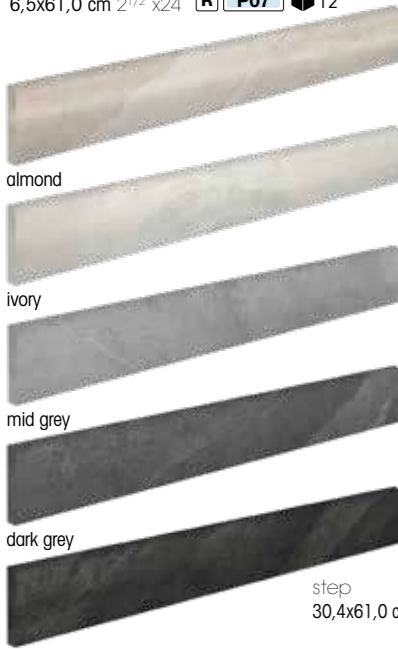
mosaico asimmetrico 18 pz - 30x30 cm 12"x12" **P77**  9



almond ivory mid grey dark grey anthracite

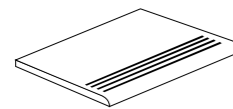
pezzi speciali - special pieces - pièces spéciales - formteile

battiscopa
6,5x61,0 cm 2 1/2"x24" **R** **P07**  12



almond
ivory
mid grey
dark grey
anthracite

step
30,4x61,0 cm 12"x24" **R** **P90**



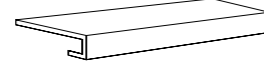
almond
ivory
mid grey
dark grey
anthracite

elemento "L" monolitico outdoor **P51**  2
15x61x4 cm 6"x24"x1 3/4"



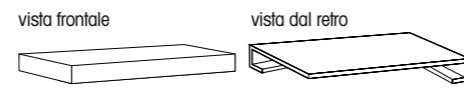
almond
ivory
mid grey
dark grey
anthracite

gradino costa retta
34x122,2x4 cm 13"x48"x1 3/4" **R** **P32**
34x61,0x4 cm 13"x24"x1 3/4" **R** **P31**



almond
ivory
mid grey
dark grey
anthracite

angolare costa retta dx/sx
34x122,2x4 cm 13"x48"x1 3/4" **R** **P41**
34x34x4 cm 13"x13"x1 3/4" **R** **P40**



almond
ivory
mid grey
dark grey
anthracite

Note - Notes - Notes - Anmerkungen
I battiscopa e gli elementi "L" vengono venduti a pz. e a scatola completa. Tutti gli altri pezzi speciali vengono venduti al pezzo. I gradini vengono prodotti solo su ordinazione (tempo minimo di consegna 20 gg lavorativi).
All skirting and monolithic L elements, priced per piece, are sold in full box. All other special trims are sold by piece. Steps are produced only on request (minimum delivery terms of 20 days).
Les plinthes et élément "L" sont vendues la pièce et par boîte complète. Les autres pièces spéciales sont vendues la pièce. Le plot de marche sont produit sur demande (délai minimum de 20 jours).
Die Sockelleisten und Stufen werden pro Stk. und Vollen Kartons verkauft. Stufen und Stufenecken werden nur auf Bestellung produziert (Lieferzeiten mindesten 20 arbeitstagen ab Auftragserteilung).

SLASH

sviluppo grafico - design development - développement graphique - grafische entwicklung 61,0x122,2 cm . 24"x48" R
(16 grafiche diverse . 16 different design . 16 graphiques différents . 16 verschiedene Grafische)



ivory



almond



mid grey



dark grey



anthracite



floor: Mid Grey 61,0x122,2 cm . 24"x48" R
wall: Universal Monoi 61,0x122,2 cm . 24"x48" R

LIMESTONE

effetto pietra
stone-look
effet pierre
steinoptik

grès porcellanato impasto colorato
color body porcelain stoneware . grès cérame coloré dans la masse . durchgefärbtes feinsteinzeug



Formati

Sizes - Formats - Formate

C20 pag. 218



C20 61,0x61,0 cm RS /
24"x24" RS

R10



tutti i colori / all colors

R11 outdoor




tutti i colori / all colors

R11 C20




tutti i colori /
all colors

Spessore
Thickness
Epaisseur
Stärke
2 CM



61,0x122,2 cm R / 24"x48" R
61,0x122,2 cm R - outdoor/
24"x48" R - outdoor




R10



tutti i colori / all colors

61,0x61,0 cm R /
24"x24" R



R10



tutti i colori / all colors

R11 outdoor




tutti i colori / all colors


30,4x61,0 cm R / 12"x24" R
30,8x61,5 cm N - outdoor/
12"x24" N - outdoor

Colori

Colours - Couleurs - Farbe



ICE



GUN METAL



COAL



BEIGE



ASH



N NATURALE
NATURAL

R RETTIFICATO
RECTIFIED

RS RETTIFICATO/STRUTTURATO
RECTIFIED/TEXTURED

Ice
61,0x122,2 cm . 24"x48" R

LIMESTONE




ice

61,0x122,2 cm 24"x48"	R	A180
61,0x122,2 cm 24"x48" OUTDOOR	R	A182
61,0x61,0 cm 24"x24"	R	A192
30,4x61,0 cm 12"x24"	R	A110
30,8x61,5 cm 12"x24" OUTDOOR	N	A141

C20

61,0x61,0 cm 24"x24" C20	RS	A198
--------------------------	----	------



gun metal

61,0x122,2 cm 24"x48"	R	A180
61,0x122,2 cm 24"x48" OUTDOOR	R	A182
61,0x61,0 cm 24"x24"	R	A192
30,4x61,0 cm 12"x24"	R	A110
30,8x61,5 cm 12"x24" OUTDOOR	N	A141

C20

61,0x61,0 cm 24"x24" C20	RS	A198
--------------------------	----	------



coal

61,0x122,2 cm 24"x48"	R	A180
61,0x122,2 cm 24"x48" OUTDOOR	R	A182
61,0x61,0 cm 24"x24"	R	A192
30,4x61,0 cm 12"x24"	R	A110
30,8x61,5 cm 12"x24" OUTDOOR	N	A141

C20

61,0x61,0 cm 24"x24" C20	RS	A198
--------------------------	----	------



beige

61,0x122,2 cm 24"x48"	R	A180
61,0x122,2 cm 24"x48" OUTDOOR	R	A182
61,0x61,0 cm 24"x24"	R	A192
30,4x61,0 cm 12"x24"	R	A110
30,8x61,5 cm 12"x24" OUTDOOR	N	A141

C20

61,0x61,0 cm 24"x24" C20	RS	A198
--------------------------	----	------



ash

61,0x122,2 cm 24"x48"	R	A180
61,0x122,2 cm 24"x48" OUTDOOR	R	A182
61,0x61,0 cm 24"x24"	R	A192
30,4x61,0 cm 12"x24"	R	A110
30,8x61,5 cm 12"x24" OUTDOOR	N	A141

C20

61,0x61,0 cm 24"x24" C20	RS	A198
--------------------------	----	------


LIMESTONE




Coal
61,0x61,0 cm . 24"x24" R


LIMESTONE


decori - decors - décors - dekors

mosaico monocolore 36 tessere 5x5 - 30x30 cm 12"x12" **P71**  7



ice gun metal coal beige ash

mosaico asimmetrico 18 pz - 30x30 cm 12"x12" **P77**  9



ice gun metal coal beige ash

pezzi speciali - special pieces - pièces spéciales - formteile

battiscopa
6,5x61,0 cm 2 1/2"x24" **R** **P07**  12

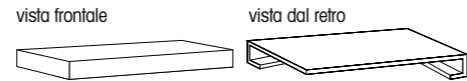
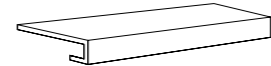
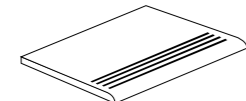
elemento "L" monolitico outdoor **P51**  2
15x61x4 cm 6"x24"x1 3/4"



step
30,4x61,0 cm 12"x24" **R** **P90**

gradino costa retta
34x122,2x4 cm 13"x48"x1 3/4" **R** **P32**
34x61,0x4 cm 13"x24"x1 3/4" **R** **P31**

angolare costa retta dx/sx
34x122,2x4 cm 13"x48"x1 3/4" **R** **P41**
34x34x4 cm 13"x13"x1 3/4" **R** **P40**



ice
gun metal
coal
beige
ash

ice
gun metal
coal
beige
ash

ice
gun metal
coal
beige
ash

Note - Notes - Notes - Anmerkungen
I battiscopa e gli elementi "L" vengono venduti a pz. e a scatola completa. Tutti gli altri pezzi speciali vengono venduti al pezzo. I gradini vengono prodotti solo su ordinazione (tempo minimo di consegna 20 gg lavorativi).
All skirting and monolithic L elements, priced per piece, are sold in full box. All other special trims are sold by piece. Steps are produced only on request (minimum delivery terms of 20 days).
Les plinthes et élément "L" sont vendues la pièce et par boîte complète. Les autres pièces spéciales sont vendus la pièce. Le plot de marche sont produit sur demande (délai minimum de 20 jours).
Die Sockelleisten und Stufen werden pro Stk. und Vollen Kartons verkauft. Stufen und Stufenecken werden nur auf Bestellung produziert (Lieferzeiten mindesten 20 arbeitstagen ab Auftragserteilung).

LIMESTONE

sviluppo grafico - design development - développement graphique - grafische entwicklung 61,0x122,2 cm . 24"x48" R
(15 grafiche diverse . 15 different design . 15 graphiques différents . 15 verschiedene Grafische)



ice



gun metal



coal



beige



ash

TRIBECA

grès porcellanato impasto colorato


color body porcelain stoneware . grès cérame coloré dans la masse . durchgefärbtes Feinsteinzeug
61,0x122,2 cm . 24"x48" - 61,0x61,0 cm . 24"x24" - 30,4x61,0 cm . 12"x24"

grès porcellanato

porcelain stoneware . grès cérame . feinsteinzeug
15,1x30,6 cm . 6"x12"

Formati

Sizes - Formats - Formate



R10 tutti i colori / all colors


61,0x122,2 cm RS / 24"x48" RS

C20 pag. 216




R12 C20 **2 CM**
grey, beige

C20 61,0x122 cm RS / 24"x48" RS




R10 tutti i colori / all colors

61,0x61,0 cm RS / 24"x24" RS



R10 tutti i colori / all colors
R11 outdoor tutti i colori / all colors

30,4x61,0 cm RS / 12"x24" RS
30,8x61,5 cm NS - outdoor/
12"x24" NS - outdoor



R11 outdoor tutti i colori / all colors

15,1x30,6 cm NS - outdoor/
6"x12" NS - outdoor

NS NATURALE/STRUTTURATO
NATURAL/TEXTURED

RS RETTIFICATO/STRUTTURATO
RECTIFIED/TEXTURED

effetto pietra
stone-look
effet pierre
steinoptik




Colori

Colours - Couleurs - Farbe



WHITE



GREY



DARK GREY



BEIGE



White
61,0x122,2 cm . 24"x48" RS

TRIBECA



white

61,0x122,2 cm 24"x48"	RS	A180
61,0x61,0 cm 24"x24"	RS	A192
30,4x61,0 cm 12"x24"	RS	A110
30,8x61,5 cm 12"x24" OUTDOOR	NS	A141
15,1x30,6 cm 6"x12" OUTDOOR	NS	A01



grey

61,0x122,2 cm 24"x48"	RS	A180
61,0x61,0 cm 24"x24"	RS	A192
30,4x61,0 cm 12"x24"	RS	A110
30,8x61,5 cm 12"x24" OUTDOOR	NS	A141
15,1x30,6 cm 6"x12" OUTDOOR	NS	A01

C20

61,0x122,0 cm 24"x48" C20	RS	A184
---------------------------	----	------



dark grey

61,0x122,2 cm 24"x48"	RS	A180
61,0x61,0 cm 24"x24"	RS	A192
30,4x61,0 cm 12"x24"	RS	A110
30,8x61,5 cm 12"x24" OUTDOOR	NS	A141
15,1x30,6 cm 6"x12" OUTDOOR	NS	A01



beige

61,0x122,2 cm 24"x48"	RS	A180
61,0x61,0 cm 24"x24"	RS	A192
30,4x61,0 cm 12"x24"	RS	A110
30,8x61,5 cm 12"x24" OUTDOOR	NS	A141
15,1x30,6 cm 6"x12" OUTDOOR	NS	A01

C20

61,0x122,0 cm 24"x48" C20	RS	A184
---------------------------	----	------

TRIBECA




Grey
15,1x30,6 cm . 6"x12" NS outdoor



Beige
15,1x30,6 cm . 6"x12" NS outdoor - Elemento "L" monolitico outdoor 15x30x4 cm . 6"x12"x1^{3/4}"

TRIBECA

decori - decors - décors - dekors

mosaico esagona - 30x30 cm 12"x12" **P78**  7




white

grey

dark grey

beige

mosaico basket - 30x30 cm 12"x12" - tessere: 2,3x2,3 . 1"x1" - 2,3x4,8 . 1"x2" - 4,8x4,8 . 2"x2" - 4,8x7,3 . 2"x3" **P76**  7





white

grey

dark grey

beige

mosaico monocolor 36 tessere 5x5 - 30x30 cm 12"x12" **P71**  7




white

grey

dark grey

beige

pezzi speciali - special pieces - pièces spéciales - formteile

battiscopa
6,5x61,0 cm 2 1/2"x24" **RS P07**  12



white

dark grey

grey

beige

elemento "L" monolitico outdoor **P50**  4
15x30x4 cm 6"x12"x1 3/4"



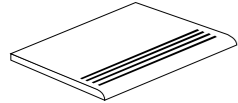
white

grey

dark grey

beige

step
30,4x61,0 cm 12"x24" **RS P90**



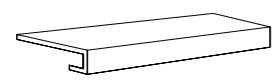
white

grey

dark grey

beige

gradino costa retta
34x122,2x4 cm 13"x48"x1 3/4" **RS P32**
34x61,0x4 cm 13"x24"x1 3/4" **RS P31**



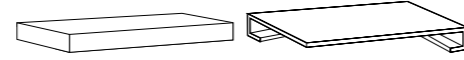
white

grey

dark grey

beige

angolare costa retta dx/sx
34x122,2x4 cm 13"x48"x1 3/4" **RS P41**
34x34x4 cm 13"x13"x1 3/4" **RS P40**
vista frontale vista dal retro



white

grey

dark grey

beige

Note - Notes - Notes - Anmerkungen
I battiscopa e gli elementi "L" vengono venduti a pz. e a scatola completa. Tutti gli altri pezzi speciali vengono venduti al pezzo. I gradini vengono prodotti solo su ordinazione (tempo minimo di consegna 20 gg lavorativi).
All skirting and monolithic L elements, priced per piece, are sold in full box. All other special trims are sold by piece. Steps are produced only on request (minimum delivery terms of 20 days).
Les plinthes et élément "L" sont vendues la pièce et par boîte complète. Les autres pièces spéciales sont vendus la pièce. Le plot de marche sont produit sur demande (délai minimum de 20 jours).
Die Sockelleisten und Stufen werden pro Stk. und Vollen Kartons verkauft. Stufen und Stufenecken werden nur auf Bestellung produziert (Lieferzeiten mindesten 20 arbeitstagen ab Auftragserteilung).

TRIBECA

sviluppo grafico - design development - développement graphique - grafische entwicklung 61,0x122,2 cm . 24"x48" RS
(12 grafiche diverse . 12 different design . 12 graphiques différents . 12 verschiedene Grafische)



white



grey



dark grey



beige

LA LECCESE

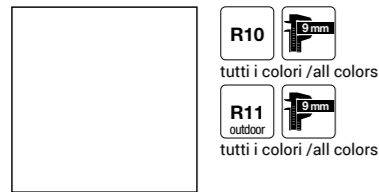
effetto pietra
stone-look
effet pierre
steinoptik

grès porcellanato
porcelain stoneware . grès cérame . feinsteinzeug

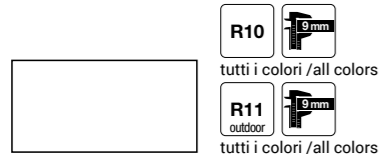


Formati

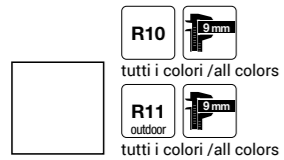
Sizes - Formats - Formate



61,0x61,0 cm RS-BM / 24"x24" RS-BM
61,0x61,0 cm RS-BM - outdoor/
24"x24" RS-BM - outdoor



30,4x61,0 cm RS-BM /
12"x24" RS-BM
30,4x61,0 cm RS-BM - outdoor/
12"x24" RS-BM - outdoor



30,4x30,4 cm RS-BM /
12"x12" RS-BM
30,4x30,4 cm RS-BM - outdoor/
12"x12" RS-BM - outdoor

Colori

Colours - Couleurs - Farbe



LECCESE
ALMOND



RS/BM RETTIFICATO STRUTTURATO/BORDO MOSSO
RECTIFIED TEXTURED/LIGHT EDGES

Leccese Almond 61,0x61,0 cm . 24"x24" RS/BM -
30,4x61,0 cm . 12"x24" RS/BM - 30,4x30,4 cm . 12"x12" RS/BM

Leccese Almond
61,0x61,0 cm . 24"x24" RS-BM - 30,4x61,0 cm . 12"x24" RS-BM - 30,4x30,4 cm . 12"x12" RS-BM

LA LECCESE

LA LECCESE / DURANGO pag. 128



leccese almond

61,0x61,0 cm 24"x24"

RS/BM A196

61,0x61,0 cm 24"x24" OUTDOOR

RS/BM A197



leccese almond

30,4x61,0 cm 12"x24"

RS/BM A112

30,4x61,0 cm 12"x24" OUTDOOR

RS/BM A113



leccese almond

30,4x30,4 cm 12"x12"

RS/BM A101

30,4x30,4 cm 12"x12" OUTDOOR

RS/BM A102

pezzi speciali - special pieces - pièces spéciales - formteile

battiscopa
6,5x61,0 cm 2 1/2"x24" RS/BM P07 12



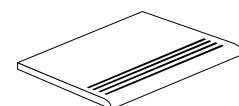
leccese almond

elemento "L" monolitico outdoor RS/BM P51 2



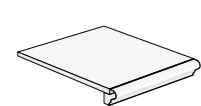
leccese almond

step
30,4x61,0 cm 12"x24" RS/BM P90



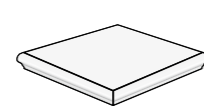
leccese almond

gradino con toro incollito
30,4x30,4 cm 12"x12" RS/BM P20



leccese almond

angolare con toro incollito
30,4x30,4 cm 12"x12" RS/BM P21



leccese almond

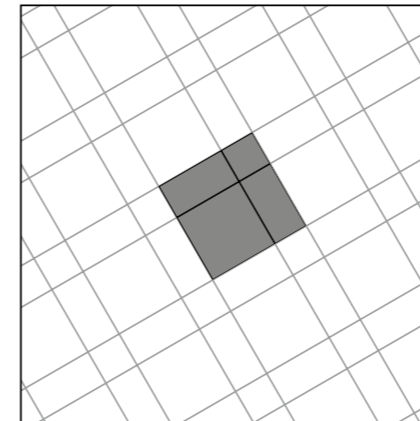
decori - decors - décors - dekors

mosaico burattato 36 tessere 5x5 -
30x30 cm 12"x12" RS/BM P71 7

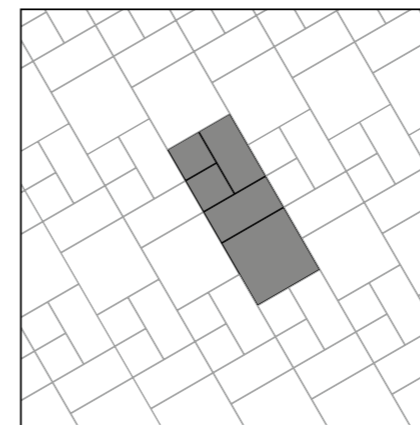


leccese almond

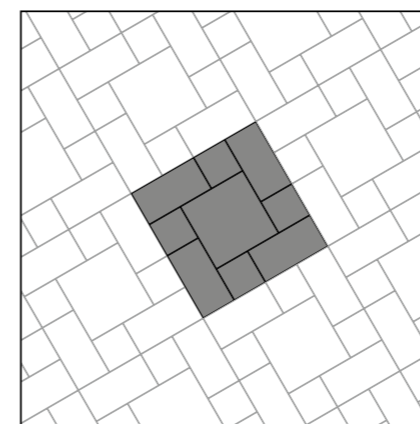
Esempi di posa . Laying compositions . Exemple de pose . Verlegemuster multiformato . multiformat



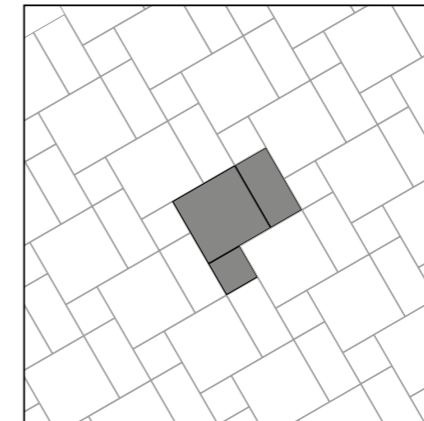
1	
61x61 - 24"x24"	44,45%
30,4x61 - 12"x24"	44,44%
30,4x30,4 - 12"x12"	11,11%



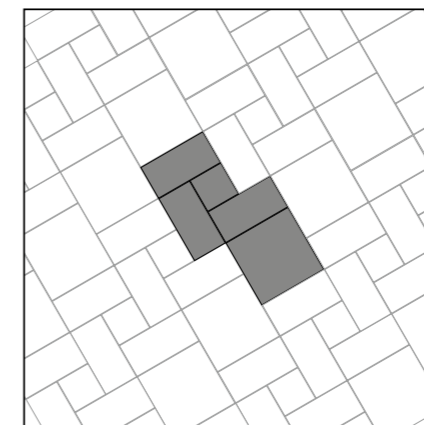
4	
61x61 - 24"x24"	40,00%
30,4x61 - 12"x24"	40,00%
30,4x30,4 - 12"x12"	20,00%



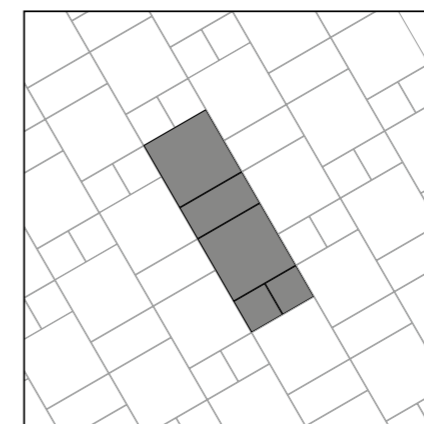
7	
61x61 - 24"x24"	25,00%
30,4x61 - 12"x24"	50,00%
30,4x30,4 - 12"x12"	25,00%



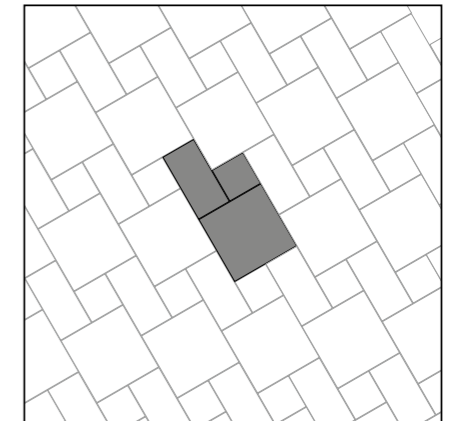
2	
61x61 - 24"x24"	57,14%
30,4x61 - 12"x24"	28,57%
30,4x30,4 - 12"x12"	14,29%



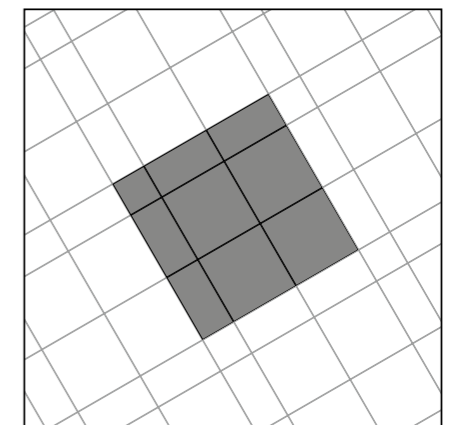
5	
61x61 - 24"x24"	36,45%
30,4x61 - 12"x24"	54,50%
30,4x30,4 - 12"x12"	9,05%



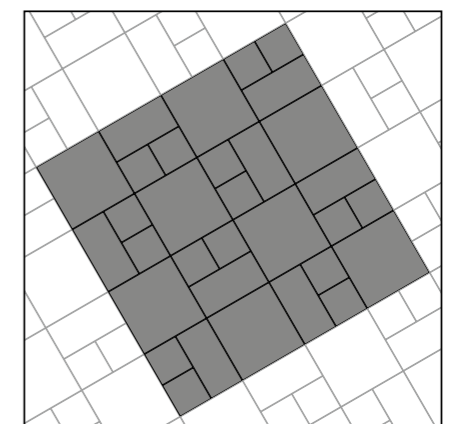
8	
61x61 - 24"x24"	66,78%
30,4x61 - 12"x24"	16,64%
30,4x30,4 - 12"x12"	16,58%



3	
61x61 - 24"x24"	57,14%
30,4x61 - 12"x24"	28,57%
30,4x30,4 - 12"x12"	14,29%



6	
61x61 - 24"x24"	64,00%
30,4x61 - 12"x24"	32,00%
30,4x30,4 - 12"x12"	4,00%



9	
61x61 - 24"x24"	50,00%
30,4x61 - 12"x24"	24,90%
30,4x30,4 - 12"x12"	25,10%

Note - Notes - Notes - Anmerkungen
I battiscopa e gli elementi "L" vengono venduti a pz. e a scatola completa. Tutti gli altri pezzi speciali vengono venduti al pezzo. I gradini vengono prodotti solo su ordinazione (tempo minimo di consegna 20 gg lavorativi).
All skirting and monolithic L elements, priced per piece, are sold in full box. All other special trims are sold by piece. Steps are produced only on request (minimum delivery terms of 20 days).
Les plinthes et élément "L" sont vendues la pièce et par boîte complète. Les autres pièces spéciales sont vendus la pièce. Le plat de marche sont produit sur demande (délai minimum de 20 jours).
Die Sockelleisten und Stufen werden pro Stk. und Vollen Kartons verkauft. Stufen und Stufencken werden nur auf Bestellung produziert (Lieferzeiten mindesten 20 arbeitstagen ab Auftragserteilung).

DURANGO

effetto pietra
stone-look
effet pierre
steinoptik

grès porcellanato impasto colorato
color body porcelain stoneware . grès cérame coloré dans la masse . durchgefärbtes feinsteinzeug

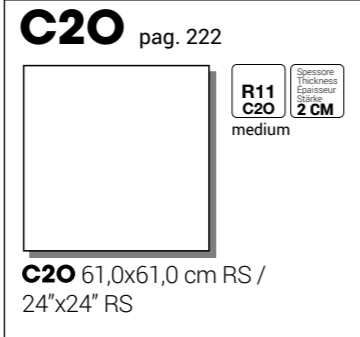


Formati Sizes - Formats - Formate

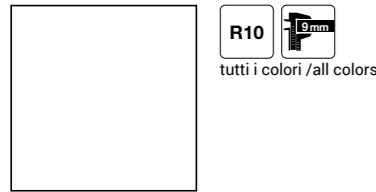
Colori Colours - Couleurs - Farbe



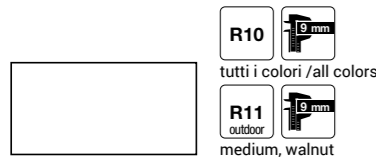
90x90 cm RS / 36"x36" RS



C20 61,0x61,0 cm RS /
24"x24" RS



61,0x61,0 cm RS / 24"x24" RS



30,4x61,0 cm RS / 12"x24" RS
30,8x61,5 cm NS - outdoor/
12"x24" NS - outdoor



30,4x30,4 cm RS /
12"x12" RS

I formati 61,0x61,0 - 30,4x61,0 - 30,4x30,4 sono modulari tra loro.
Per schemi di posa vedi pag. 125.
The sizes 61.0x61.0 - 30.4x61.0 - 30.4x30.4 are combined laying.
For laying patterns see page 125.
Les formats 61.0x61.0 - 30.4x61.0 - 30.4x30.4 sont modulaires
entre eux. Pour les plans de pose, voir page 125.
Die Formate 61.0x61.0 - 30.4x61.0 - 30.4x30.4 sind untereinander
modular aufgebaut. Zum Verlegebeispiele siehe Seite 125.



Walnut
61,0x61,0 cm . 24"x24" RS - 30,4x61,0 cm . 12"x24" RS - 30,4x30,4 cm . 12"x12" RS



Medium
61,0x61,0 cm . 24"x24" RS

DURANGO

DURANGO

decori - decors - décors - dekors



medium

90x90 cm 36"x36"	RS	A220
61,0x61,0 cm 24"x24"	RS	A192
30,4x61,0 cm 12"x24"	RS	A110
30,8x61,5 cm 12"x24" OUTDOOR	NS	A141
30,4x30,4 cm 12"x12"	RS	A100

C20

61,0x61,0 cm 24"x24" C20	RS	A198
--------------------------	----	------



walnut

90x90 cm 36"x36"	RS	A220
61,0x61,0 cm 24"x24"	RS	A192
30,4x61,0 cm 12"x24"	RS	A110
30,8x61,5 cm 12"x24" OUTDOOR	NS	A141
30,4x30,4 cm 12"x12"	RS	A100



washed

61,0x61,0 cm 24"x24"	RS	A192
30,4x61,0 cm 12"x24"	RS	A110
30,4x30,4 cm 12"x12"	RS	A100

Washed 61,0x61,0 cm . 24"x24" RS



mosaico monocolore 36 tessere 5x5 - 30x30 cm 12"x12" P71 7



medium



walnut



washed

mosaico basket - 30x30 cm 12"x12" P76 7
tessere: 2,3x2,3 . 1"x1" - 2,3x4,8 . 1"x2" - 4,8x4,8 . 2"x2" - 4,8x7,3 . 2"x3"



medium



walnut



washed

pezzi speciali - special pieces - pièces spéciales - formteile

elemento "L" monolitico outdoor P51 2
15x61x4 cm 6"x24"x1^{3/4}"



medium



walnut

battiscopa
6,5x61,0 cm 2^{1/2}"x24" RS P07 12



medium

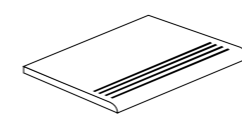


walnut



washed

step
30,4x61,0 cm 12"x24" RS P90

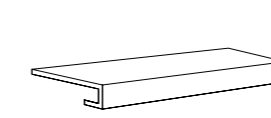


medium

walnut

washed

gradino costa retta
34x61,0x4 cm 13"x24"x1^{3/4}" RS P31

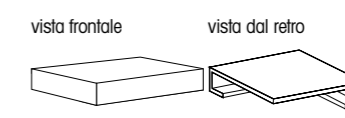


medium

walnut

washed

angolare costa retta dx/sx
34x34x4 cm 13"x13"x1^{3/4}" RS P40



medium

walnut

washed

I formati 61,0x61,0 - 30,4x61,0 - 30,4x30,4 sono modulari tra loro. Per schemi di posa vedi pag. 125.
The sizes 61.0x61.0 - 30.4x61.0 - 30.4x30.4 are combined laying. For laying patterns see page 125.
Les formats 61.0x61.0 - 30.4x61.0 - 30.4x30.4 sont modulaires entre eux. Pour les plans de pose, voir page 125.
Die Formate 61.0x61.0 - 30.4x61.0 - 30.4x30.4 sind untereinander modular aufgebaut. Zum Verlegebeispiele siehe Seite 125.

Note - Notes - Notes - Anmerkungen
I battiscopa e gli elementi "L" vengono venduti a pz. e a scatola completa. Tutti gli altri pezzi speciali vengono venduti al pezzo. I gradini vengono prodotti solo su ordinazione (tempo minimo di consegna 20 gg lavorativi).
All skirting and monolithic L elements, priced per piece, are sold in full box. All other special trims are sold by piece. Steps are produced only on request (minimum delivery terms of 20 days).
Les plinthes et élément "L" sont vendues la pièce et par boîte complète. Les autres pièces spéciales sont vendus la pièce. Le plat de marche sont produit sur demande (délai minimum de 20 jours).
Die Sockelleisten und Stufen werden pro Stk. und Vollen Kartons verkauft. Stufen und Stufenecken werden nur auf Bestellung produziert (Lieferzeiten mindesten 20 arbeitstagen ab Auftragserteilung).

ETNA

grès porcellanato impasto colorato
 color body porcelain stoneware . grès cérame coloré dans la masse . durchgefärbtes feinsteinzeug

effetto pietra
 stone-look
 effet pierre
 steinoptik



Formati Sizes - Formats - Formate

C20 pag. 220

R11 C20
 Spessore Thickness Epaisseur Stärke 2 CM
 white, beige

C20 61,0x61,0 cm RS / 24"x24" RS

R10 9 mm
 tutti i colori / all colors

R11 outdoor 9 mm
 tutti i colori / all colors

61,0x122,2 cm RS / 24"x48" RS
 61,0x122,2 cm RS - outdoor/
 24"x48" RS - outdoor

R10 9 mm
 tutti i colori / all colors

61,0x61,0 cm RS / 24"x24" RS

R10 9 mm
 tutti i colori / all colors

30,4x61,0 cm RS / 12"x24" RS

Colori Colours - Couleurs - Farbe


-  WHITE
-  BEIGE
-  GREIGE
-  ANTHRACITE

RS RETTIFICATO/STRUTTURATO
 RECTIFIED/TEXTURED



Greige
 61,0x61,0 cm . 24"x24" RS

decori - decors - décors - dekors

mosaico monocolore 36 tessere 5x5 - 30x30 cm 12"x12" **P71**  7



white

61,0x122,2 cm 24"x48"	RS A180
61,0x122,2 cm 24"x48" OUTDOOR	RS A182
61,0x61,0 cm 24"x24"	RS A192
30,4x61,0 cm 12"x24"	RS A110

C20

61,0x61,0 cm 24"x24" C20	RS A198
---------------------------------	-----------------------



beige

61,0x122,2 cm 24"x48"	RS A180
61,0x122,2 cm 24"x48" OUTDOOR	RS A182
61,0x61,0 cm 24"x24"	RS A192
30,4x61,0 cm 12"x24"	RS A110

C20

61,0x61,0 cm 24"x24" C20	RS A198
---------------------------------	-----------------------



white



beige



greige



anthracite

pezzi speciali - special pieces - pièces spéciales - formteile

elemento "L" monolitico outdoor **P51**  2
15x61x4 cm 6"x24"x1³/₄"



white



beige



greige



anthracite

battiscopa
6,5x61,0 cm 2¹/₂"x24" **RS** **P07**  12



white



beige

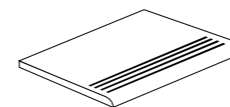


greige



anthracite

step
30,4x61,0 cm 12"x24" **RS** **P90**



white



beige

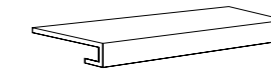


greige



anthracite

gradino costa retta
34x122,2x4 cm 13"x48"x1³/₄" **RS** **P32**
34x61,0x4 cm 13"x24"x1³/₄" **RS** **P31**




white



beige



greige



anthracite

angolare costa retta dx/sx
34x122,2x4 cm 13"x48"x1³/₄" **RS** **P41**
34x34x4 cm 13"x13"x1³/₄" **RS** **P40**

vista frontale



white



beige

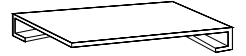


greige



anthracite

vista dal retro



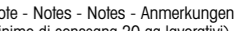
white



beige



greige



anthracite



greige

61,0x122,2 cm 24"x48"	RS A180
61,0x122,2 cm 24"x48" OUTDOOR	RS A182
61,0x61,0 cm 24"x24"	RS A192
30,4x61,0 cm 12"x24"	RS A110



anthracite

61,0x122,2 cm 24"x48"	RS A180
61,0x122,2 cm 24"x48" OUTDOOR	RS A182
61,0x61,0 cm 24"x24"	RS A192
30,4x61,0 cm 12"x24"	RS A110

Note - Notes - Notes - Anmerkungen

I battiscopa e gli elementi "L" vengono venduti a pz. e a scatola completa. Tutti gli altri pezzi speciali vengono venduti al pezzo. I gradini vengono prodotti solo su ordinazione (tempo minimo di consegna 20 gg lavorativi).
All skirting and monolithic L elements, priced per piece, are sold in full box. All other special trims are sold by piece. Steps are produced only on request (minimum delivery terms of 20 days).
Les plinthes et élément "L" sont vendues la pièce et par boîte complète. Les autres pièces spéciales sont vendus la pièce. Le plat de marche sont produit sur demande (délai minimum de 20 jours).
Die Sockelleisten und Stufen werden pro Stk. und Vollen Kartons verkauft. Stufen und Stufenecken werden nur auf Bestellung produziert (Lieferzeiten mindesten 20 arbeitstagen ab Auftragserteilung).

effetto pietra
stone-look
effet pierre
steinoptik

grès porcellanato
porcelain stoneware . grès cérame . feinsteinzeug



Formati
Sizes - Formats - Formate

Colori
Colours - Couleurs - Farbe

R11 outdoor tutti i colori / all colors
20x40 cm NS - **outdoor** /
8"x16" NS - **outdoor**

R11 outdoor tutti i colori / all colors
20x20 cm NS - **outdoor** /
8"x8" NS - **outdoor**

Prevedere fuga di 4 mm.
Please considerer a 4 mm joint.
Prévoir un joint de 4 mm.
Es muss eine Fuge von 4 mm vorgesehen werden.

NS NATURALE STRUTTURATO
NATURAL TEXTURED

- GHIACCIO
- GRIGIO
- MINERAL
- BEIGE



Grigio
20x40 cm . 8"x16" NS outdoor - 20x20 cm . 8"x8" NS outdoor

POSA 3



beige
20x40 cm 8"x16" OUTDOOR **NS A51**



beige
20x20 cm 8"x8" OUTDOOR **NS A43**



ghiaccio
20x40 cm 8"x16" OUTDOOR **NS A51**



ghiaccio
20x20 cm 8"x8" OUTDOOR **NS A43**



grigio
20x40 cm 8"x16" OUTDOOR **NS A51**



grigio
20x20 cm 8"x8" OUTDOOR **NS A43**



mineral
20x40 cm 8"x16" OUTDOOR **NS A51**



mineral
20x20 cm 8"x8" OUTDOOR **NS A43**

Mineral
20x40 cm . 8"x16" NS outdoor - 20x20 cm . 8"x8" NS outdoor

POSA 1




pezzi speciali - special pieces - pièces spéciales - formteile

battiscopa
6,5x40 cm 2 1/2"x16" NS P02 20



elemento "L" monolitico outdoor
15x30x4 cm 6"x12"x1 3/4" P50 4



Note - Notes - Notes - Anmerkungen
I battiscopa e gli elementi "L" vengono venduti a pz. e a scatola completa. - All skirting and monolithic L elements, priced per piece, are sold in full box.
Les plinthes et élément "L" sont vendues la pièce et par boîte complète. - Die Sockelleisten und Stufen werden pro Stk. und Vollen Kartons verkauft.

sviluppo grafico - design development - développement graphique - grafische entwicklung 20x40 cm . 8"x16" NS
(30 grafiche diverse . 30 different design . 30 graphiques différents . 30 verschiedene Grafische)



beige



ghiaccio



grigio



mineral

LUSERNA

effetto pietra
stone-look
effet pierre
steinoptik

grès porcellanato
porcelain stoneware . grès cérame . feinsteinzeug



Formati
Sizes - Formats - Formate


R11 outdoor
tutti i colori / all colors
20x40 cm NS - outdoor/
8"x16" NS - outdoor

R11 outdoor
tutti i colori / all colors
20x20 cm NS - outdoor/
8"x8" NS - outdoor

Prevedere fuga di 4 mm.
Please considerer a 4 mm joint.
Prévoir un joint de 4 mm.
Es muss eine Fuge von 4 mm vorgesehen werden.

NS NATURALE STRUTTURATO
NATURAL TEXTURED


Colori
Colours - Couleurs - Farbe



Gold
20x40 cm . 8"x16" NS outdoor - 20x20 cm . 8"x8" NS outdoor

POSA 4

LUSERNA




grey
20x40 cm 8"x16" OUTDOOR **NS A51**



ice
20x40 cm 8"x16" OUTDOOR **NS A51**




gold
20x40 cm 8"x16" OUTDOOR **NS A51**



grey
20x20 cm 8"x8" OUTDOOR **NS A43**




ice
20x20 cm 8"x8" OUTDOOR **NS A43**




gold
20x20 cm 8"x8" OUTDOOR **NS A43**

pezzi speciali - special pieces - pièces spéciales - formteile

elemento "L" monolitico outdoor
15x30x4 cm 6"x12"x1 3/4" **P50** 4



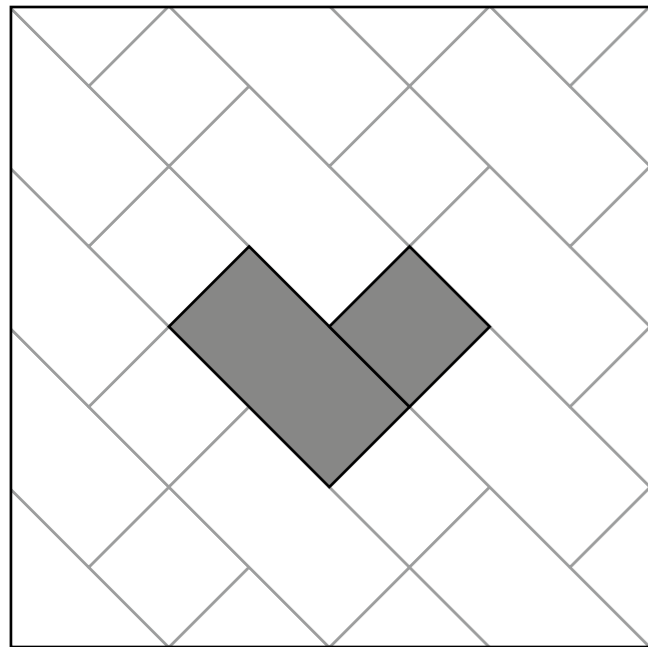
battiscopa
6,5x40 cm 2 1/2"x16" **NS P02** 20



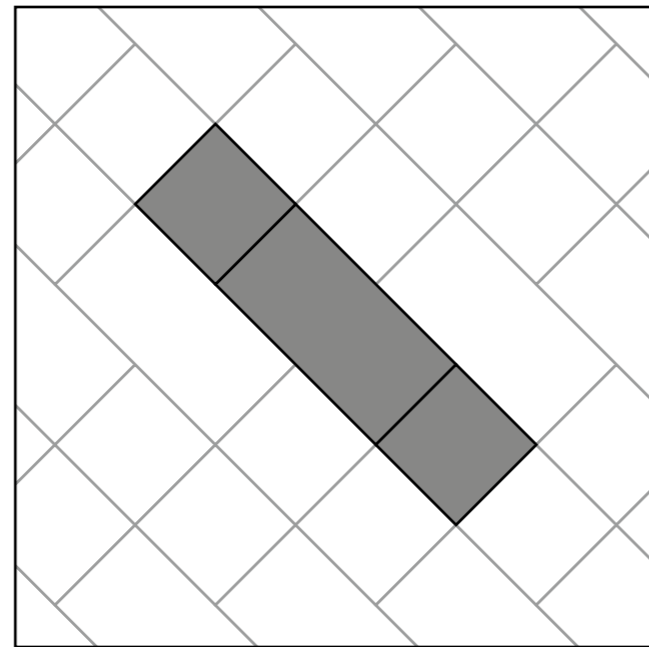
Note - Notes - Notes - Anmerkungen
I battiscopa e gli elementi "L" vengono venduti a pz. e a scatola completa. - All skirting and monolithic L elements, priced per piece, are sold in full box.
Les plinthes et élément "L" sont vendues la pièce et par boîte complete. - Die Sockelleisten und Stufen werden pro Stk. und Vollen Kartons verkauft.

20x20/20x40

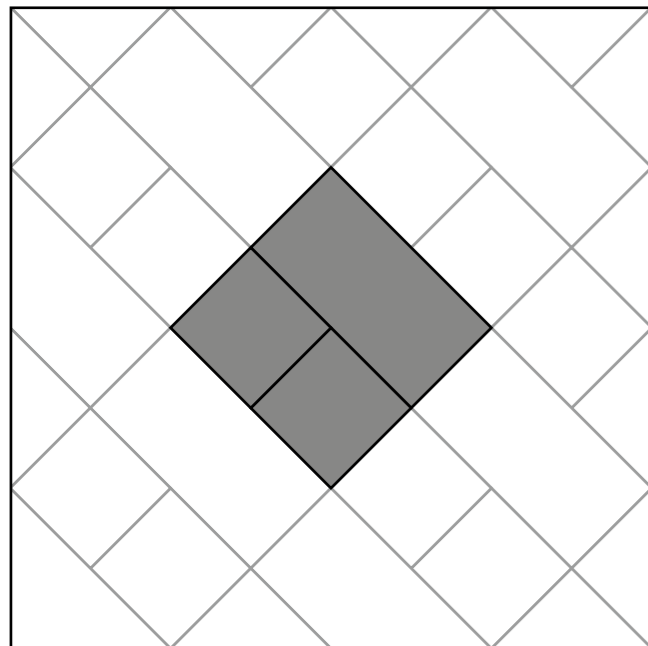
Esempi di posa . Laying compositions . Exemple de pose . Verlegemuster **multiformato** . **multiformat**



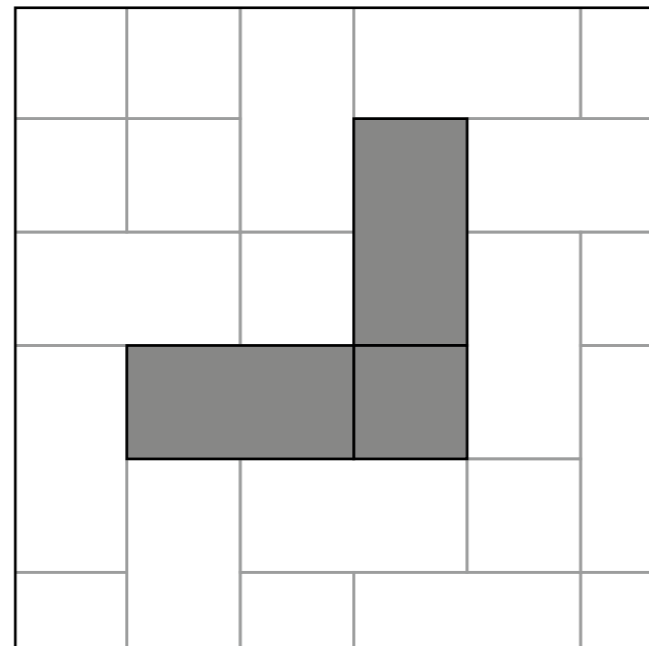
1	
20x40 - 8"x16"	66,60%
20x20 - 8"x8"	33,30%



2	
20x40 - 8"x16"	50%
20x20 - 8"x8"	50%



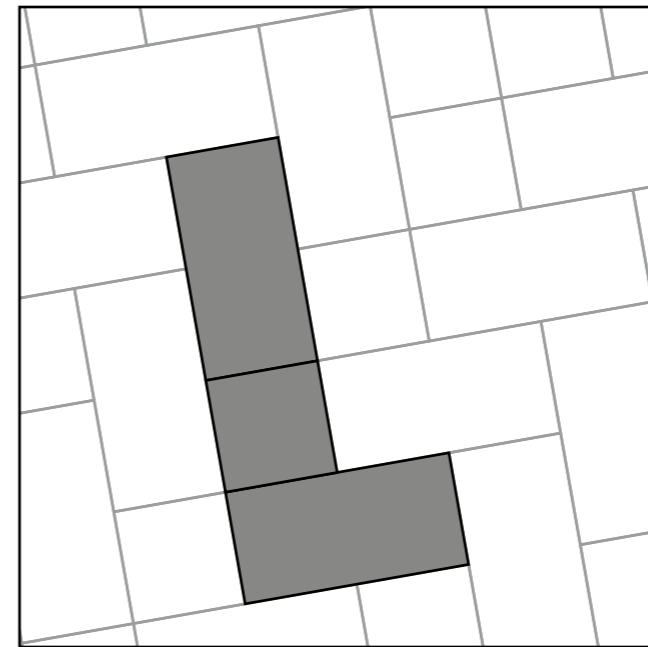
3	
20x40 - 8"x16"	50%
20x20 - 8"x8"	50%



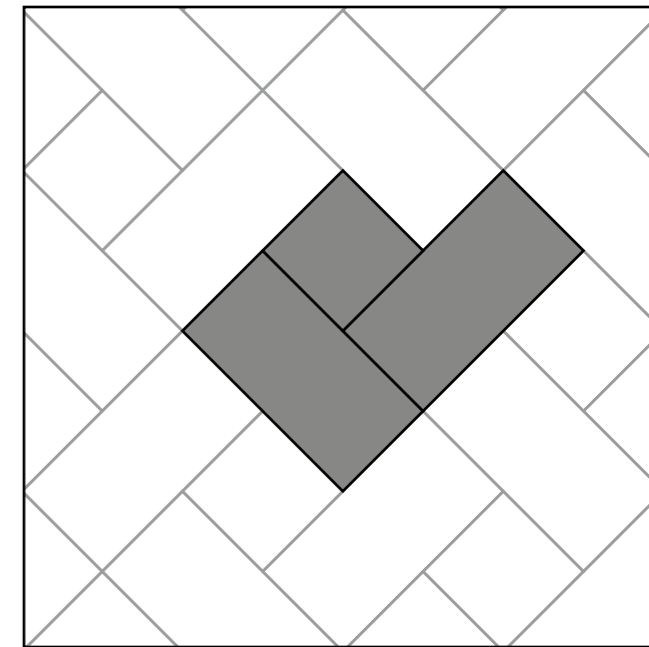
4	
20x40 - 8"x16"	80%
20x20 - 8"x8"	20%

20x20/20x40

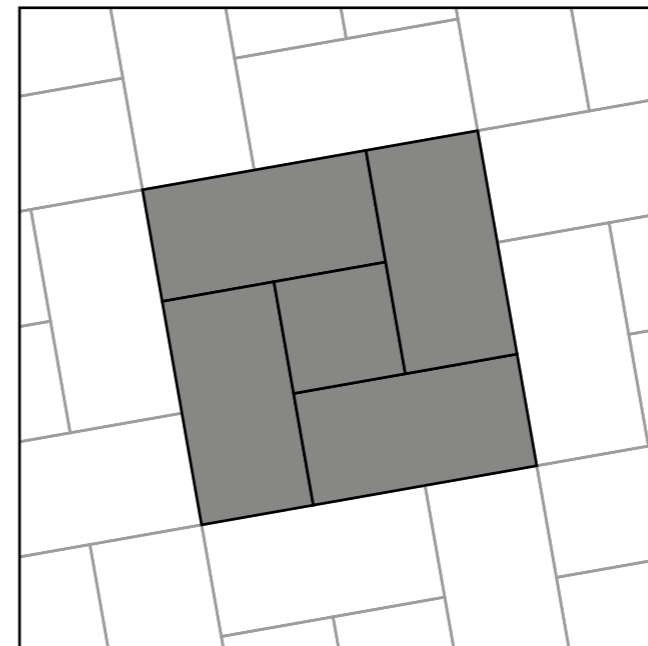
Esempi di posa . Laying compositions . Exemple de pose . Verlegemuster **multiformato** . **multiformat**



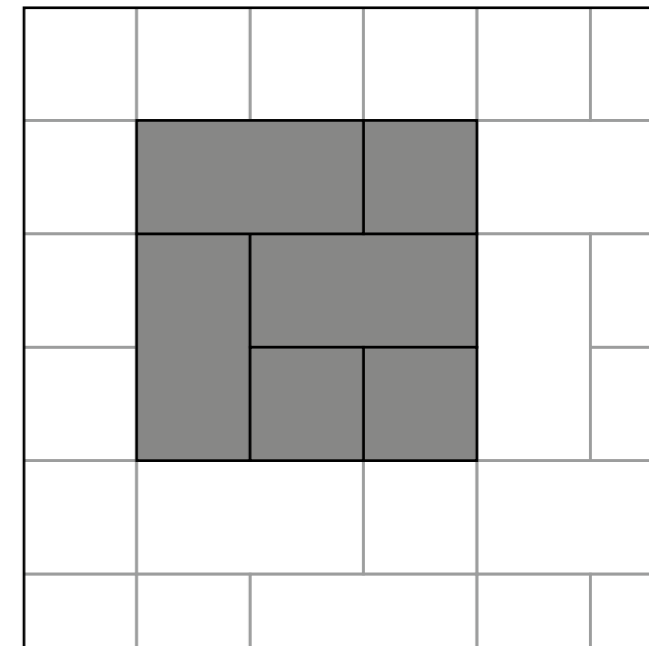
5	
20x40 - 8"x16"	80%
20x20 - 8"x8"	20%



6	
20x40 - 8"x16"	80%
20x20 - 8"x8"	20%



7	
20x40 - 8"x16"	88,89%
20x20 - 8"x8"	11,11%

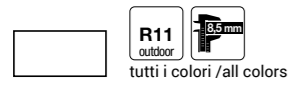


8	
20x40 - 8"x16"	66,70%
20x20 - 8"x8"	33,30%

TERRAFORTE

grès porcellanato
porcelain stoneware . grès cérame . feinsteinzeug

Formati
Sizes - Formats - Formate



15,1x30,6 cm NS-BD - outdoor/
6"x12" NS-BD - outdoor

NS/BD NATURALE STRUTTURATO/BORDO DRITTO
NATURAL TEXTURED/STRAIGHT EDGES



Ruggine
15,1x30,6 cm . 6"x12" NS/BD outdoor

effetto pietra
stone-look
effet pierre
steinoptik



Colori
Colours - Couleurs - Farbe



BIANCO



GRIGIO



CENERE



RUGGINE



TORTORA



DORATO



CUOIO



Grigio
15,1x30,6 cm . 6"x12" NS/BD outdoor

TERRAFORTE



bianco

15,1x30,6 cm 6"x12" OUTDOOR

NS/BD A01



grigio

15,1x30,6 cm 6"x12" OUTDOOR

NS/BD A01



cenere

15,1x30,6 cm 6"x12" OUTDOOR

NS/BD A01



ruggine

15,1x30,6 cm 6"x12" OUTDOOR

NS/BD A01



tortora

15,1x30,6 cm 6"x12" OUTDOOR

NS/BD A01



dorato

15,1x30,6 cm 6"x12" OUTDOOR

NS/BD A01



cuoio

15,1x30,6 cm 6"x12" OUTDOOR

NS/BD A01

pezzi speciali - special pieces - pièces spéciales - formteile

battiscopa NS/BD P08 36
7,5x30,6 cm 3"x12"



bianco



grigio



cenere



ruggine



tortora



dorato



cuoio

elemento "L" monolitico outdoor P50 4
15x30x4 cm 6"x12"x1 3/4"



bianco




grigio




cenere



ruggine



tortora



dorato



cuoio

Note - Notes - Notes - Anmerkungen
I battiscopa e gli elementi "L" vengono venduti a pz. e a scatola completa. - All skirting and monolithic L elements, priced per piece, are sold in full box.
Les plinthes et élément "L" sont vendues la pièce et par boîte complète. - Die Sockelleisten und Stufen werden pro Stk. und Vollen Kartons verkauft.

TERRAFORTE



Cenere
15,1x30,6 cm . 6"x12" NS/BD outdoor

effetto decoro - decor-look - effet décor - dekoroptik



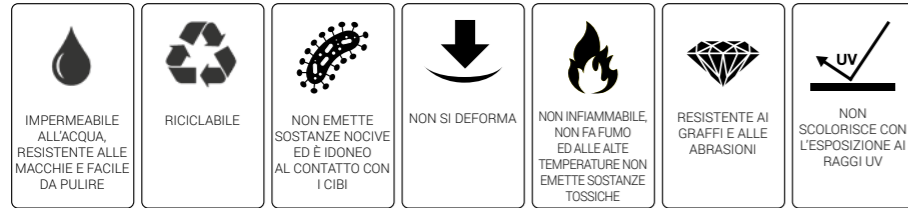
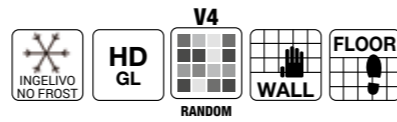
agadir	160
frühling dekore	156
universal	148



UNIVERSAL

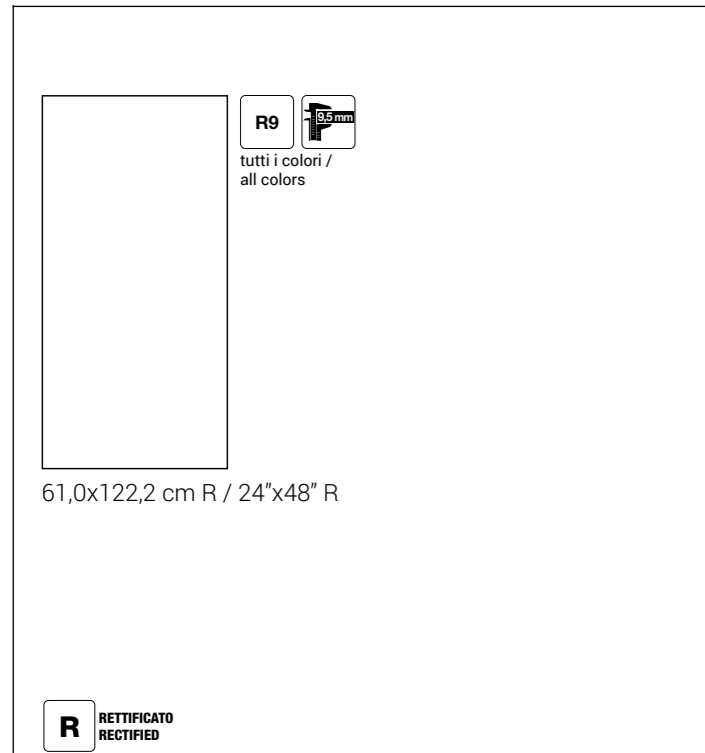
effetto decoro
decor-look
effet décor
dekoroptik

grès porcellanato
porcelain stoneware . grès cérame . feinsteinzeug



Formati
Sizes - Formats - Formate

Colori
Colours - Couleurs - Farbe



Bloom
61,0x122,2 cm . 24"x48" R

Nain
61,0x122,2 cm . 24"x48" R

UNIVERSAL

Decorazioni abbinabili con tutte le serie . Decorations can be combined with all series
Il Cavallino consiglia . Il Cavallino recommends:

NAIN
 BETON: tutti i colori/ all colors
 CAEMENTUM: albus-clarus-pulvis
 COLOSSEO PLUS: tutti i colori/ all colors
 DECAPE: miele-noce-moro-bianco
 DEVON: tutti i colori/ all colors
 DURANGO: tutti i colori/ all colors
 ETNA: tutti i colori/ all colors
 FJORD: tutti i colori/ all colors
 GREY SOUL: tutti i colori/ all colors
 HOLYSTONE: grey-white-beige
 LA LECCESE: *leccese almond -
 *Attenzione: bordo mosso . Attention: slight edges
 LE LEGHE: stagno-platino
 LEVEL: white-grey
 MARMI PREGIATI: onice crema-marfil
 METEORA: tutti i colori/ all colors
 MODERN: grey-black
 MY STILE: tutti i colori/ all colors
 NORTH WIND: tutti i colori/ all colors
 WHITE MARBLE: tutti i colori/ all colors

MIRABELL
 BETON: gris
 CAEMENTUM: tutti i colori/ all colors
 GREY SOUL: white- ight-mid-dark
 LE LEGHE : stagno-platino-niello
 METEORA: bianco-grigio-mix
 MY STILE: my grey

BLOOM
 BETON: blanc-gris
 CAEMENTUM: clarus-furvus
 CEPPO DI GRÉ: gré grey-gré natutal-gré anthracite
 COLOSSEO PLUS: grigio
 DECAPE: miele
 DEVON: almond-white-grey
 DURANGO: medium
 ETNA: anthracite
 FJORD: tutti i colori/ all colors
 GREY SOUL: mid-dark
 HOLYSTONE: grey
 LE LEGHE: niello
 LEVEL: white
 MARMI PREGIATI: onice perla-namibia
 METEORA: bianco-grigio
 NORTH WIND: brown-melange-oak
 WHITE MARBLE: *tutti i colori

JAIPUR
 BETON: tutti i colori/ all colors
 CAEMENTUM: tutti i colori/ all colors
 COLOSSEO PLUS:tutti i colori/ all colors
 DECAPE:tutti i colori/ all colors
 DEVON: tutti i colori/ all colors
 DURANGO: washed-walnut
 FJORD: tutti i colori/ all colors
 GREY SOUL: tutti i colori/ all colors
 LA LECCESE: *leccese almond -
 *Attenzione: bordo mosso . Attention: slight edges
 LE LEGHE: cobalto-stagno-platino
 LIMESTONE: ice-beige
 METEORA: tutti i colori/ all colors
 MY STILE: tutti i colori/ all colors
 NORTH WIND: tutti i colori/ all colors
 SLASH: mid grey

NEBULA
 BETON: blanc-gris
 CAEMENTUM: clarus-griseo-pulvis-furvus
 CEPPO DI GRÉ: gré white-gré natutal-gré anthracite
 COLOSSEO PLUS: grigio
 DECAPE: miele-noce-moro
 DEVON: white-beige
 ETNA: white-anthracite-greige
 FJORD: honning-brun
 GREY SOUL: light-mid-dark
 HOLYSTONE: grey-dark
 LE LEGHE : stagno-niello
 LEVEL: white-dark grey
 MARMI PREGIATI: onice perla-onice crema-onice cielo-namibia
 METEORA: bianco-grigio
 MY STILE: my grey
 NORTH WIND: brown-melange-oak
 WHITE MARBLE: tutti i colori/ all colors

TROPICAL
 CAEMENTUM: tutti i colori/ all colors
 DECAPE: grigio-noce-moro
 DEVON: tutti i colori/ all colors
 GREY SOUL: mid-dark
 LE LEGHE: stagno-platino-bronzo
 METEORA: grigio-mix
 MY STILE: my grey
 SLASH: ivory-mid grey

MONOI
 BETON: blanc-gris
 CAEMENTUM: albus-clarus-griseo-furvus
 COLOSSEO PLUS: panna-grigio
 DECAPE: tutti i colori/ all colors
 DEVON: tutti i colori/ all colors
 DURANGO: medium
 ETNA: white
 FJORD: tutti i colori/ all colors
 GREY SOUL: tutti i colori/ all colors
 HOLYSTONE: grey-dark
 LA LECCESE: *leccese almond -
 *Attenzione: bordo mosso . Attention: slight edges
 LE LEGHE: niello-stagno-cobalto
 LEVEL: white-grey
 MARMI PREGIATI: onice perla-onice crema-onice cielo-namibia
 METEORA: bianco-beige
 MY STILE: my grey
 NORTH WIND: tutti i colori/ all colors
 WHITE MARBLE: tutti i colori/ all colors
 SLASH:mid grey

STYLISH
 CAEMENTUM: albus-griseo-furvus
 DECAPE: grigio
 DEVON: white-grey
 ETNA: anthracite
 GREY SOUL: mid-dark
 INTARSIO: grigio
 LE LEGHE: cobalto-stagno
 METEORA: bianco
 MY STILE: my grey

UNIVERSAL



wall: Nebula 61,0x122,2 cm . 24"x48" R
floor: Etna Greige 61,0x122,2 cm . 24"x48" RS



wall: Mono 61,0x122,2 cm . 24"x48" R
floor: Slash Mid Grey 61,0x122,2 cm . 24"x48" R

UNIVERSAL



nain
61,0x122,2 cm 24"x48"

4 soggetti diversi, miscelazione casuale. 4 assorted motifs, random mix.
4 sujets differents, melange aleatoire. 4 verschiedene Motive, Zufallsmischung.



UNIVERSAL



nebula
61,0x122,2 cm 24"x48"

4 soggetti diversi, miscelazione casuale. 4 assorted motifs, random mix.
4 sujets differents, melange aleatoire. 4 verschiedene Motive, Zufallsmischung.



bloom
61,0x122,2 cm 24"x48"

4 soggetti diversi, miscelazione casuale. 4 assorted motifs, random mix.
4 sujets differents, melange aleatoire. 4 verschiedene Motive, Zufallsmischung.



monoi
61,0x122,2 cm 24"x48"


4 soggetti diversi, miscelazione casuale. 4 assorted motifs, random mix.
4 sujets differents, melange aleatoire. 4 verschiedene Motive, Zufallsmischung.



UNIVERSAL



mirabell

61,0x122,2 cm 24"x48" 

4 soggetti diversi, miscelazione casuale. 4 assorted motifs, random mix.
4 sujets differents, melange aleatoire. 4 verschiedene Motive, Zufallsmischung.




jaipur

61,0x122,2 cm 24"x48" 

4 soggetti diversi, miscelazione casuale. 4 assorted motifs, random mix.
4 sujets differents, melange aleatoire. 4 verschiedene Motive, Zufallsmischung.



tropical

61,0x122,2 cm 24"x48" 

4 soggetti diversi, miscelazione casuale. 4 assorted motifs, random mix.
4 sujets differents, melange aleatoire. 4 verschiedene Motive, Zufallsmischung.



stylish

61,0x122,2 cm 24"x48" 

4 soggetti diversi, miscelazione casuale. 4 assorted motifs, random mix.
4 sujets differents, melange aleatoire. 4 verschiedene Motive, Zufallsmischung.



FRÜHLING DEKORE

grès porcellanato
porcelain stoneware . grès cérame . feinsteinzeug

Formati
Sizes - Formats - Formate

R9 arabisch, lillie, geometrisch, blumen, agadir bianco

20x20 cm N / 8"x8" N

C20 pag. 224

R11 C20 Spessore Thickness Epaisseur Stärke **2 CM**
arabisch, lillie, geometrisch, blumen, neutral

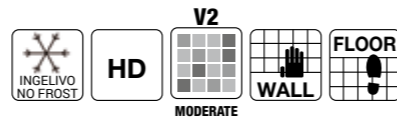
C20 61,0x61,0 cm R / 24"x24" R

N NATURALE NATURAL **RS** RETTIFICATO RECTIFIED



Frühling Dekore Geometrisch
20x20 cm . 8"x8" N

effetto decoro
decor-look
effet décor
dekoroptik



Colori
Colours - Couleurs - Farbe

- NEUTRAL
- ARABISCH
- LILIE
- GEOMETRISCH
- BLUMEN
- AGADIR BIANCO



Frühling Dekore Lillie
20x20 cm . 8"x8" N

FRÜHLING DEKORE



agadir bianco
20x20 cm 8"x8"

N **A40**



neutral

C20

61,0x61,0 cm 24"x24" **C20**

R **A198**



Frühling Dekore Arabisch
20x20 cm . 8"x8" N



Frühling Dekore Blumen
20x20 cm . 8"x8" N

FRÜHLING DEKORE

8 soggetti diversi, miscelazione casuale. 8 assorted motifs, random mix.
8 sujets différents, melange aleatoire. 8 verschiedene Motive, Zufallsmischung.



monofaccia arabisch

20x20 cm 8"x8"

N **A45**

C20

61,0x61,0 cm 24"x24" **C20**

R **B199**



monofaccia lillie

20x20 cm 8"x8"

N **A45**

C20

61,0x61,0 cm 24"x24" **C20**

R **B199**



monofaccia geometrica

20x20 cm 8"x8"

N **A45**

C20

61,0x61,0 cm 24"x24" **C20**

R **B199**



monofaccia blumen

20x20 cm 8"x8"

N **A45**

C20

61,0x61,0 cm 24"x24" **C20**

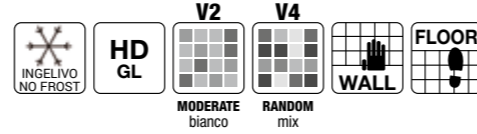
R **B199**



AGADIR

effetto decoro
decor-look
effet décor
dekoroptik

grès porcellanato
porcelain stoneware . grès cérame . feinsteinzeug



Formati
Sizes - Formats - Formate



Colori
Colours - Couleurs - Farbe



N NATURALE
NATURAL



Mix
20x20 cm . 8"x8" N

AGADIR



bianco
20x20 cm 8"x8" **N** **A40**

decori - decors - décors - dekors



agadir mix 20x20 cm 8"x8" **N**

A45

decoro monofaccia - 20x20 cm 8"x8"



fiordaliso
20x20 cm 8"x8" **N** **A45**



stella alpina
20x20 cm 8"x8" **N** **A45**



viola blu
20x20 cm 8"x8" **N** **A45**



giglio nero
20x20 cm 8"x8" **N** **A45**




LE LEGHE

grès porcellanato impasto colorato
color body porcelain stoneware . grès cérame coloré dans la masse . durchgefärbtes Feinsteinzeug

effetto metallo
metal-look
effet métallique
metalloptik



Formati Sizes - Formats - Formate




R9 stagno, platino

122,2x122,2 cm R / 48"x48" R




R9 tutti i colori / all colors

61,0x122,2 cm R / 24"x48" R



R9 tutti i colori / all colors

61,0x61,0 cm R / 24"x24" R



R9 tutti i colori / all colors

30,4x61,0 cm R / 12"x24" R

Colori Colours - Couleurs - Farbe



R RETTIFICATO
RECTIFIED



floor: Niello 61,0x61,0 cm . 24"x24" R
wall: Stagno 61,0x122,2 cm . 24"x48" R

LE LEGHE



stagno

122,2x122,2 cm 48"x48"	R A230
61,0x122,2 cm 24"x48"	R A180
61,0x61,0 cm 24"x24"	R A192
30,4x61,0 cm 12"x24"	R A110

platino

122,2x122,2 cm 48"x48"	R A230
61,0x122,2 cm 24"x48"	R A180
61,0x61,0 cm 24"x24"	R A192
30,4x61,0 cm 12"x24"	R A110

niello

61,0x122,2 cm 24"x48"	R A180
61,0x61,0 cm 24"x24"	R A192
30,4x61,0 cm 12"x24"	R A110



cobalto

61,0x122,2 cm 24"x48"	R A180
61,0x61,0 cm 24"x24"	R A192
30,4x61,0 cm 12"x24"	R A110

bronzo

61,0x122,2 cm 24"x48"	R A180
61,0x61,0 cm 24"x24"	R A192
30,4x61,0 cm 12"x24"	R A110

LE LEGHE

decori - decors - décors - dekors


mosaico monocolore 81 tessere 3x3 - 30x30 cm 12"x12" P73 7



stagno




platino



niello



cobalto



bronzo

mosaico asimmetrico 18 pz - 30x30 cm 12"x12" P77 9



stagno

platino

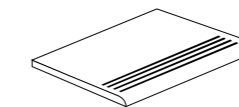
niello

cobalto

bronzo

pezzi speciali - special pieces - pièces spéciales - formteile

step
30,4x61,0 cm 12"x24" R P90



stagno

cobalto

platino

niello

bronzo

battiscopa
6,5x122,2 cm 2 1/2"x48" R P05 9



stagno



cobalto



platino



niello



bronzo

angolare costa retta dx/sx
34x122,2x4 cm 13"x48"x1 3/4" R P41
34x34x4 cm 13"x13"x1 3/4" R P40

vista frontale



stagno

cobalto

platino

niello

bronzo

vista dal retro



gradino costa retta
34x122,2x4 cm 13"x48"x1 3/4" R P32
34x61,0x4 cm 13"x24"x1 3/4" R P31



stagno

cobalto

platino

niello

bronzo

Note - Notes - Notes - Anmerkungen
I battiscopa vengono venduti a pz. e a scatola completa. Tutti gli altri pezzi speciali vengono venduti al pezzo. I gradini vengono prodotti solo su ordinazione (tempo minimo di consegna 20 gg lavorativi).
All skirting priced per piece, are sold in full box. All other special trims are sold by piece. Steps are produced only on request (minimum delivery terms of 20 days).
Les plinthes sont vendues la pièce et par boîte complète. Les autres pièces spéciales sont vendus la pièce. Le plat de marche sont produit sur demande (délai minimum de 20 jours).
Die Sockelleisten werden pro Stk. und Vollen Kartons verkauft. Stufen und Stufenecken werden nur auf Bestellung produziert (Lieferzeiten mindesten 20 Arbeitstagen ab Auftragserteilung).

effetto cotto - cotto-look - effet cotto - cottooptik



effetto cotto
cotto-look
effet cotto
cottooptik

camelot	170
terre toscane	176



IL CAVALLINO
CERAMICHE since 1968

CAMELOT

grès porcellanato
porcelain stoneware . grès cérame . feinsteinzeug

effetto cotto
cotto-look
effet cotto
cottooptik



Formati
Sizes - Formats - Formate

Colori
Colours - Couleurs - Farbe



30,6x30,6 cm N-BM /
12"x12" N-BM

15,1x30,6 cm N-BM /
6"x12" N-BM
15,1x30,6 cm N-BM - outdoor/
6"x12" N-BM - outdoor

Materiale non esattamente calibrato; prevedere fuga di 5 mm.
Calibration of this product is not exact; please considerer a 5 mm joint.
Matériel non calibré de manière précise; prévoir un joint de 5 mm.
Nicht exakt rektifiziertes Material, es muss eine Fuge von 5 mm vorgesehen werden.

Formati 30,6x30,6 e 15,1x30,6 prodotti con bordi irregolari e angoli arrotondati.
30,6x30,6 and 15,1x30,6 sizes produced with uneven edges and rounded corners.
Formats 30,6x30,6 et 15,1x30,6 produits avec bords irréguliers et angles arrondis.
Format 30,6x30,6 und 15,1x30,6, mit unregelmäßigen Kanten und abgerundeten Ecken.

N/BM NATURALE/BORDO MOSSO
NATURAL/LIGHT EDGES



BEIGE



TRAMONTO



COTTO



Cotto
30,6x30,6 cm . 12"x12" N/BM - 15,1x30,6 cm . 6"x12" N/BM



indoor: Beige 30,6x30,6 cm . 12"x12" N/BM
outdoor: Beige 15,1x30,6 cm . 6"x12" N/BM outdoor - elemento "L" monolitico outdoor 15x30x4 cm . 6"x12"x1^{3/4}"

CAMELOT

CAMELOT



beige

30,6x30,6 cm 12"x12"

N/BM A132



beige

15,1x30,6 cm 6"x12"

N/BM A01

15,1x30,6 cm 6"x12" OUTDOOR

N/BM A02

Materiale non esattamente calibrato; prevedere fuga di 5 mm.
Calibration of this product is not exact; please consider a 5 mm joint.
Matériel non calibré de manière précise; prévoir un joint de 5 mm.
Nicht exakt rektifiziertes Material, es muss eine Fuge von 5 mm vorgesehen werden.

Formati 30,6x30,6 e 15,1x30,6 prodotti con bordi irregolari e angoli arrotondati.
30,6x30,6 and 15,1x30,6 sizes produced with uneven edges and rounded corners.
Formats 30,6x30,6 et 15,1x30,6 produits avec bords irréguliers et angles arrondis.
Format 30,6x30,6 und 15,1x30,6, mit unregelmäßigen Kanten und abgerundeten Ecken.



cotto

30,6x30,6 cm 12"x12"

N/BM A132



cotto

15,1x30,6 cm 6"x12"

N/BM A01

15,1x30,6 cm 6"x12" OUTDOOR

N/BM A02

Materiale non esattamente calibrato; prevedere fuga di 5 mm.
Calibration of this product is not exact; please consider a 5 mm joint.
Matériel non calibré de manière précise; prévoir un joint de 5 mm.
Nicht exakt rektifiziertes Material, es muss eine Fuge von 5 mm vorgesehen werden.

Formati 30,6x30,6 e 15,1x30,6 prodotti con bordi irregolari e angoli arrotondati.
30,6x30,6 and 15,1x30,6 sizes produced with uneven edges and rounded corners.
Formats 30,6x30,6 et 15,1x30,6 produits avec bords irréguliers et angles arrondis.
Format 30,6x30,6 und 15,1x30,6, mit unregelmäßigen Kanten und abgerundeten Ecken.

esempi di posa . laying compositions . exemple de pose . verlegemuster

esempi di posa . laying compositions . exemple de pose . verlegemuster

Beige 30,6x30,6 cm . 12"x12" N/BM



Beige 15,1x30,6 cm . 6"x12" N/BM



Cotto 30,6x30,6 cm . 12"x12" N/BM



Cotto 15,1x30,6 cm . 6"x12" N/BM



CAMELOT



tramonto
30,6x30,6 cm 12"x12" N/BM A132

Materiale non esattamente calibrato; prevedere fuga di 5 mm.
Calibration of this product is not exact; please considerer a 5 mm joint.
Matériel non calibré de manière précise; prévoir un joint de 5 mm.
Nicht exakt rektifiziertes Material, es muss eine Fuge von 5 mm vorgesehen werden.

Formati 30,6x30,6 e 15,1x30,6 prodotti con bordi irregolari e angoli arrotondati.
30,6x30,6 and 15,1x30,6 sizes produced with uneven edges and rounded corners.
Formats 30,6x30,6 et 15,1x30,6 produits avec bords irréguliers et angles arrondis.
Format 30,6x30,6 und 15,1x30,6, mit unregelmäßigen Kanten und abgerundeten Ecken.



tramonto
15,1x30,6 cm 6"x12"
15,1x30,6 cm 6"x12" OUTDOOR N/BM A01
N/BM A02

CAMELOT

Tramonto
15,1x30,6 cm . 6"x12" N/BM outdoor
elemento "L" monolitico outdoor 15x30x4 cm . 6"x12"x1 3/4"



Beige
15,1x30,6 cm . 6"x12" N/BM outdoor
elemento "L" monolitico outdoor 15x30x4 cm . 6"x12"x1 3/4"



esempi di posa . laying compositions . exemple de pose . verlegemuster

Tramonto 30,6x30,6 cm . 12"x12" N/BM



Tramonto 15,1x30,6 cm . 6"x12" N/BM



decori - decors - décors - dekors

mosaico mix 36 tessere 5x5
30x30 cm 12"x12" P71 7



elemento "L" monolitico outdoor
15x30x4 cm 6"x12"x1 3/4" P50 4

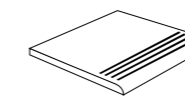


beige

tramonto

cotto

step
30,6x30,6 cm 12"x12" N/BM P91

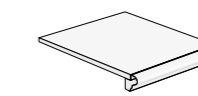


beige

tramonto

cotto

gradino con toro incollito
30,6x30,6 cm 12"x12" N/BM P20

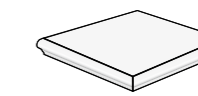


beige

tramonto

cotto

angolare con toro incollito
30,6x30,6 cm 12"x12" N/BM P21



beige

tramonto

cotto

battiscopa
7,5x30,6 cm 3"x12" N/BM P08 36



beige

tramonto

cotto

Note - Notes - Notes - Anmerkungen
I battiscopa e gli elementi "L" vengono venduti a pz. e a scatola completa. Tutti gli altri pezzi speciali vengono venduti al pezzo. I gradini vengono prodotti solo su ordinazione (tempo minimo di consegna 20 gg lavorativi).
All skirting and monolithic L elements, priced per piece, are sold in full box. All other special trims are sold by piece. Steps are produced only on request (minimum delivery terms of 20 days).
Les plinthes et élément "L" sont vendues la pièce et par boîte complète. Les autres pièces spéciales sont vendus la pièce. Le plat de marche sont produit sur demande (délai minimum de 20 jours).
Die Sockelleisten und Stufen werden pro Stk. und Vollen Kartons verkauft. Stufen und Stufenecken werden nur auf Bestellung produziert (Lieferzeiten mindesten 20 arbeitstagen ab Auftragserteilung).

TERRE TOSCANE

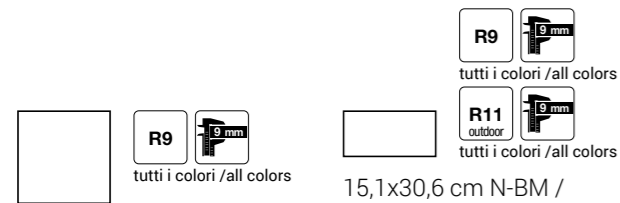
grès porcellanato
porcelain stoneware . grès cérame . feinsteinzeug

effetto cotto
cotto-look
effet cotto
cottooptik



Formati
Sizes - Formats - Formate

Colori
Colours - Couleurs - Farbe



30,6x30,6 cm N-BM /
12"x12" N-BM

15,1x30,6 cm N-BM /
6"x12" N-BM
15,1x30,6 cm N-BM - outdoor /
6"x12" N-BM - outdoor

Materiale non esattamente calibrato; prevedere fuga di 5 mm.
Calibration of this product is not exact; please considerer a 5 mm joint.
Matériel non calibré de manière précise; prévoir un joint de 5 mm.
Nicht exakt rektifiziertes Material, es muss eine Fuge von 5 mm vorgesehen werden.

Formati 30,6x30,6 e 15,1x30,6 prodotti con bordi irregolari e angoli arrotondati.
30,6x30,6 and 15,1x30,6 sizes produced with uneven edges and rounded corners.
Formats 30,6x30,6 et 15,1x30,6 produits avec bords irréguliers et angles arrondis.
Format 30,6x30,6 und 15,1x30,6, mit unregelmäßigen Kanten und abgerundeten Ecken.

N/BM NATURALE/BORDO MOSSO
NATURAL/SLIGHT EDGES



Vinci 30,6x30,6 cm . 12"x12" N/BM
formella Mix B 30,6x30,6 cm . 12"x12" N

Volterra
15,1x30,6 cm . 6"x12" N/BM outdoor



San Gimignano
30,6x30,6 cm . 12"x12" N/BM - formella Mix B 30,6x30,6 cm . 12"x12" N

TERRE TOSCANE



volterra

30,6x30,6 cm 12"x12"

N/BM A132



volterra

15,1x30,6 cm 6"x12"

N/BM A01

15,1x30,6 cm 6"x12" OUTDOOR

N/BM A02

Materiale non esattamente calibrato; prevedere fuga di 5 mm.
 Calibration of this product is not exact; please considerer a 5 mm joint.
 Matériel non calibré de manière précise; prévoir un joint de 5 mm.
 Nicht exakt rektifiziertes Material, es muss eine Fuge von 5 mm vorgesehen werden.

Formati 30,6x30,6 e 15,1x30,6 prodotti con bordi irregolari e angoli arrotondati.
 30,6x30,6 and 15,1x30,6 sizes produced with uneven edges and rounded corners.
 Formats 30,6x30,6 et 15,1x30,6 produits avec bords irréguliers et angles arrondis.
 Format 30,6x30,6 und 15,1x30,6, mit unregelmäßigen Kanten und abgerundeten Ecken.

esempi di posa . laying compositions . exemple de pose . verlegemuster

Volterra 30,6x30,6 cm . 12"x12" N/BM



Volterra 15,1x30,6 cm . 6"x12" N/BM



TERRE TOSCANE



san gimignano

30,6x30,6 cm 12"x12"

N/BM A132



san gimignano

15,1x30,6 cm 6"x12"

N/BM A01

15,1x30,6 cm 6"x12" OUTDOOR

N/BM A02

Materiale non esattamente calibrato; prevedere fuga di 5 mm.
 Calibration of this product is not exact; please considerer a 5 mm joint.
 Matériel non calibré de manière précise; prévoir un joint de 5 mm.
 Nicht exakt rektifiziertes Material, es muss eine Fuge von 5 mm vorgesehen werden.

Formati 30,6x30,6 e 15,1x30,6 prodotti con bordi irregolari e angoli arrotondati.
 30,6x30,6 and 15,1x30,6 sizes produced with uneven edges and rounded corners.
 Formats 30,6x30,6 et 15,1x30,6 produits avec bords irréguliers et angles arrondis.
 Format 30,6x30,6 und 15,1x30,6, mit unregelmäßigen Kanten und abgerundeten Ecken.

esempi di posa . laying compositions . exemple de pose . verlegemuster

San Gimignano 30,6x30,6 cm . 12"x12" N/BM



San Gimignano 15,1x30,6 cm . 6"x12" N/BM



TERRE TOSCANE



vinci
30,6x30,6 cm 12"x12" **N/BM A132**



vinci
15,1x30,6 cm 6"x12" **N/BM A01**
15,1x30,6 cm 6"x12" OUTDOOR **N/BM A02**

Materiale non esattamente calibrato; prevedere fuga di 5 mm.
Calibration of this product is not exact; please consider a 5 mm joint.
Matériel non calibré de manière précise; prévoir un joint de 5 mm.
Nicht exakt rektifiziertes Material, es muss eine Fuge von 5 mm vorgesehen werden.

Formati 30,6x30,6 e 15,1x30,6 prodotti con bordi irregolari e angoli arrotondati.
30,6x30,6 and 15,1x30,6 sizes produced with uneven edges and rounded corners.
Formats 30,6x30,6 et 15,1x30,6 produits avec bords irréguliers et angles arrondis.
Format 30,6x30,6 und 15,1x30,6, mit unregelmäßigen Kanten und abgerundeten Ecken.

esempi di posa . laying compositions . exemple de pose . verlegemuster

Vinci 30,6x30,6 cm . 12"x12" N/BM



Vinci 15,1x30,6 cm . 6"x12" N/BM



TERRE TOSCANE

decori - decors - décors - dekors

formella mix B (12 facce) - 30,6x30,6 cm 12"x12" **N/BM A131**



mosaico monocolor 36 tessere 5x5 - 30x30 cm 12"x12" **P71**



volterra



san gimignano



vinci

pezzi speciali - special pieces - pièces spéciales - formteile

elemento "L" monolitico outdoor
15x30x4 cm 6"x12"x1 3/4" **P50**



volterra



san gimignano



vinci

battiscopa
7,5x30,6 cm 3"x12" **N/BM P08**



volterra

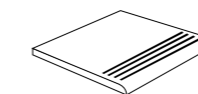


san gimignano



vinci

step
30,6x30,6 cm 12"x12" **N/BM P91**

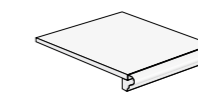


volterra

san gimignano

vinci

gradino con toro incollito
30,6x30,6 cm 12"x12" **N/BM P20**

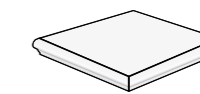


volterra

san gimignano

vinci

angolare con toro incollito
30,6x30,6 cm 12"x12" **N/BM P21**



volterra

san gimignano

vinci

Note - Notes - Notes - Anmerkungen

I battiscopa e gli elementi "L" vengono venduti a pz. e a scatola completa. Tutti gli altri pezzi speciali vengono venduti al pezzo. I gradini vengono prodotti solo su ordinazione (tempo minimo di consegna 20 gg lavorativi).
All skirting and monolithic L elements, priced per piece, are sold in full box. All other special trims are sold by piece. Steps are produced only on request (minimum delivery terms of 20 days).
Les plinthes et élément "L" sont vendues la pièce et par boîte complète. Les autres pièces spéciales sont vendus la pièce. Le plat de marche sont produit sur demande (délai minimum de 20 jours).
Die Sockelleisten und Stufen werden pro Stk. und Vollen Kartons verkauft. Stufen und Stufenecken werden nur auf Bestellung produziert (Lieferzeiten mindesten 20 arbeitstagen ab Auftragserteilung).

technical project



technical project



**Posa semplice ed alto spessore =
pregio e sicurezza**

Le possibilità applicative del grès porcellanato per pavimentazioni in spazi esterni sono vastissime e destinate a superfici alternative, sia di uso pubblico che privato.

caementum	198
ceppo di gré	208
colosseo plus plus	214
decapé	192
durango	222
etna	220
fjord	194
frühling dekore	224
grey soul	204
holystone	210
limestone	218
meteora	200
my s'tile	202
north wind	196
slash	212
tribeca	216



IL CAVALLINO
CERAMICHE since 1968

**Thick and simple to lay =
high quality and safety**

Porcelain stoneware offers a huge range of possibilities for outdoor flooring: it can be used for a variety of alternative surfaces for both private and public areas.

**Pose simple et grande épaisseur =
qualité et sécurité**

Les possibilités d'application du grès cérame pour revêtir les sols à l'extérieur sont innombrables et destinées à des surfaces alternatives, aussi bien dans le secteur public que privé.

**Einfaches Verlegen mit höher Stärke =
Prestige und Sicherheit**

es gibt zahlreiche Einsatzmöglichkeiten für Feinsteinzeug als Fußboden in Außenbereichen für alternative Anwendungen, in öffentlichen und privaten Oberflächen.



2 CM

CAVALLINO 2 CM OUTDOOR ITALIAN PORCELAIN PAVERS . SUPER BREAKING STRENGTH



Materia pregiata e spessorata (2 cm) con caratteristiche tecniche e prestazionali impareggiabili.

Un progetto esclusivo ed ambizioso, tecnologicamente avanzato.

Ideale per applicazioni outdoor.

Eccezionale per applicazioni a secco su erba, ghiaia, massetto, sabbia e posa sopraelevata.

Pratico e facile da posare.

Fruibile in tempo reale.

Fine-quality and thickened (2 cm) material with unrivalled technical characteristics and performances.

An exclusive, ambitious, technologically advanced project.

Ideal for outdoor applications.

Exceptional for dry applications on grass, gravel, slabs, sand and raised installation.

Practical and easy to lay.

Ready to use .

Une matière de grande qualité et l'épaisseur majorée (2 cm) possédant des caractéristiques techniques et performancielles sans pareilles.

Un projet exclusif et ambitieux, à la pointe de la technologie.

Idéal pour des applications à l'extérieur.

Exceptionnel pour des applications à sec en appui sur pelouse, gravier, chape, sable et pose surélevée.

Pratique et facile à poser.

Piétinable immédiatement après la pose.


Ein kostbares und extra starkes Material mit unvergleichbaren technischen Merkmalen und Leistungen.

Ein exklusives fortgeschrittenes Projekt. Ideal für Outdoor-Anwendungen.

Bestens für die trockene Verlegung auf Gras, Kies, Estrich, Sand und als Doppelboden geeignet.

Praktisch und einfach zu verlegen.

In Echtzeit nutzbar.



C20 Gré Natural
90x90 cm . 36"x36" RS



Vantaggi Advantages Avantages Vorteile



Removibile, riposizionabile e riutilizzabile
Can be removed, re-positioned and re-used
Amovible, repositionnable et réutilisable
Entfernbar, wiederverlegbar und wiederverwendbar



Facile, pratico e veloce da installare
Easy, usefull and quick to install
Facile, pratique et rapide à poser
Leicht, praktisch und schnell zu installieren



Ignifugo
Fire resistant
Ignifuge
Feuerbeständig



Drenante
Drainable
Drainant
Wasserableitend



Resistente agli acidi e prodotti chimici
Resistant to acid and chemicals
Résistant aux acides et produits chimiques
Beständig gegen Säure und Chemikalien



Tenace e resistente ai carichi di rottura
Strong and resistant wearing
Solide et résistant aux charges de rupture
Widerstandsfähig und bruchfest



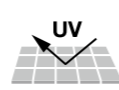
Resistente agli agenti atmosferici
Excellent weather resistance
Résistant aux agents atmosphériques
Witterungsbeständig



Igienico e facile da pulire
Hygienic and easy to clean
Sain et facile à nettoyer
Hygienisch und einfach zu reinigen



Ingelivo
Frost resistant
Ingélif
Frostbeständig



Colori stabili nel tempo
Colours don't fade over time
Couleurs stables dans le temps
Mit der Zeit stabile farben



Muffe e muschi non lo danneggiano
Resistant to damage from mould and moss
Les moisissures et les mousses ne l'endommagent pas
Schimmel und Moose beschädigen es nicht



Inassorbente
Impervious
Non absorbant
Nimmt Nicht Auf



Resistente alle macchie
Stainproof
Résistant aux taches
Fleckenbeständig



Antiscivolo
Antislip
Antidérapant
Rutschfest



Resistente al sale
Resistant to salt
Résistant au sel
Beständig gegen Salz



C20

Destinazioni d'uso Use Destinations d'emploi Gebrauchsbestimmungen



Il grès porcellanato smaltato spessore **2 cm** ideale per la pavimentazione di aree esterne, sia di uso pubblico che privato.

The **2 cm** thick glazed porcelain stoneware ideal for outdoor flooring in both public and private areas.

Le grès cérame émaillé d'une épaisseur de **2 cm** est idéal pour les sols en extérieurs, aussi bien pour utilisation publique que privée.

Glasiertes Feinsteinzeug **2 cm** Stärke ideal für Fußboden in Außenbereichen, in öffentlichen und privaten Oberflächen.



Per la casa For the home . Pour la maison . Für die wohnung



sentieri
paths
sentiers
Pfade



giardini
gardens
jardins
Gärten



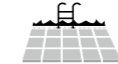
balconi e terrazze
balconies and terraces
balcons et terrasses
Balkons und Terrassen



aree cortilive e garage
courtyards and garages
cours et garages
Hofbereiche und garagen



coordinamento
interno ed esterno
indoor/outdoor coordination/
coordination entre
intérieur et extérieur
Abstimmung zwischen innen-
und aussenbereich




piscine
swimming pools
piscines
Schwimmbäder



violetti
driveways
allées
Wege



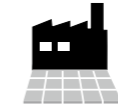
verande
verandas
vérandas
veranden



Per spazi pubblici For public spaces . Pour les espaces publics . Für öffentlichen bereichen



camminamenti
walkways
passage
Laufwege



aree industriali
industrial areas
zones industrielles
Industriegebiete



piscine
swimming pools
piscines
Schwimmbäder



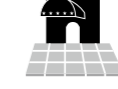
stabilimenti balneari
private beaches
établissements balnéaires
Badeeinrichtungen



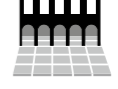
ristoranti e bar
restaurants and bars
restaurants et bars
Gaststätten und Bar



arredo urbano
urban design
mobilier urbain
Stadteinrichtung



alberghi
hotels
hôtels
Hotels



piazze e porticati
squares and arcades
places et portiques
Plätze und Atrien



Installazione

Installation
Installation
Installation

C2O



*Ceppo di Gré . Slash . Tribeca

technical project

Pratico e facile da posare in cinque sistemi di posa diversi.

I progettisti hanno finalmente a disposizione uno strumento nuovo e rivoluzionario che offre loro molteplici possibilità di installazione sia per superfici esterne che interne. Si tratta del sistema **C2 OUT** che può essere posato sia con metodi tradizionali su massetto per pavimenti carrabili, che a secco con posa su sabbia, ghiaia o fondi erbosi, in quanto resistente, ingelivo, antiscivolo ed inattaccabile dalle muffe. Negli ultimi tempi, particolare rilevanza e successo sta ottenendo la posa a pavimento sopraelevato con supporti semplici od autolivellanti. La fortuna di questo sistema è sancita oltre che dalla elevata resistenza ai carichi ed ai vari agenti chimici ed atmosferici, dall'estrema facilità e dalla elevata velocità di posa.

Useful and easy to install, with five different laying systems.
Designers engineers can finally count on a revolutionary new instrument that offers a wide range of installation options for both indoor and outdoor surfaces. The **C2OUT** system can be installed using traditional methods on top of slabs for vehicular areas, or dry-laid on sand, gravel or grass, because it is hard-wearing, frost-resistant, slip-resistant and unaffected by mould. Increasingly widespread and successful lately is the installation of the material on raised floors with simple or self-levelling supports. The beauty of this system lies not only in its excellent load resistance and its resistance to the various chemical agents and weather conditions, but also in how quick and easy it is to install.

Pratique et simple à poser suivant cinq différents systèmes de pose.
Les concepteurs ont enfin à leur disposition un instrument nouveau et révolutionnaire qui leur offre de multiples possibilités d'installation aussi bien pour des surfaces externes qu'internes. Il s'agit du système **C2 OUT** qui peut être posé aussi bien suivant des méthodes traditionnelles sur fondation pour les sols carrossables qu'à sec avec une pose sur sable, sur gravier ou sur surfaces en herbe, dans la mesure où il est résistant, ingélif, anti-glisser et inattaquable par les moisissures. Ces derniers temps, la pose surélevée à l'aide de supports simples ou auto-nivelants rencontre un grand intérêt et succès. L'attrait pour ce système s'explique, outre par sa résistance élevée aux charges et aux divers agents chimiques et atmosphériques, par l'extrême facilité et la véritable rapidité de sa pose.

Praktisch und einfach mit fünf verschiedenen Verlegesystemen verlegbar.
Den Planern steht endlich ein neues, revolutionäres Instrument zur Verfügung, das ihnen zahlreiche Installationsmöglichkeiten für Oberflächen sowohl im Außen- als auch im Innenbereich bietet. Es handelt sich um das System **C2 OUT**, das sowohl mit traditionellen Methoden auf Estrich für befahrbare Böden, als auch für die Verlegung auf Sand-, Kies- oder Gras-Untergründen verwendet werden kann, da es beständig und rutschhemmend ist und nicht von Schimmel angegriffen wird. In letzter Zeit wird den Doppelböden mit einfachen oder selbstnivellierenden Trägern immer mehr Bedeutung beigemessen. Seinen Erfolg hat dieses System außerdem der hohen Belastbarkeit sowie der Chemikalien- und Witterungsbeständigkeit und der extrem leichten und schnellen Verlegung zu verdanken.

<p>Posa sopraelevata Questa nuova prospettiva progettuale di posa non prevedendo l'uso di malte o collanti, rende il pavimento immediatamente fruibile. Favorisce l'isolamento termico ed acustico, riduce eventuali dislivelli o movimenti strutturali del pavimento oltre a permettere il passaggio ispezionabile di cavi e tubazioni.</p>	<p>Raised installation This new project option does not require the use of mortars or adhesives, thus ensuring the floor can be used immediately. It improves thermal and acoustic insulation, reduces any unevenness or structural movements of the floor and allows the inspection of cables and pipes running below it.</p>	<p>Pose surélevée Ne prévoyant pas l'emploi de mortiers ou de colles, cette nouvelle solution de pose rend le sol immédiatement utilisable. Elle favorise l'isolation thermique et acoustique, réduit les éventuelles dénivellations ou mouvements structuraux du sol, en plus de permettre le contrôle du passage des câbles et des tuyauteries.</p>	<p>Verlegung als Doppelboden Dank dieser planerisch neuen Verlegungsart ist der Fußboden sofort nutzbar, da keinerlei Verwendung von Mörteln oder Klebern vorgesehen ist. Die Wärme- und Schalldämmung wird begünstigt, eventuelle Höhenunterschiede oder strukturellen Bewegungen des Fußbodens werden ausgeglichen und die Kabel und Rohre können durchgeleitet und inspiziert werden.</p>	
<p>Posa a secco su erba Questo tipo di posa riesce ad ottenere particolari ed eleganti effetti estetici a seconda di come si dispongono le lastre sul manto verde. Dal lontano Oriente ci arrivano innumerevoli idee e suggerimenti per una nuova e creativa arte dei giardini.</p>	<p>Dry laying on grass This type of installation allows a distinctive, elegant appearance, depending on how the tiles are laid on the grass. From the Far East come a host of ideas and suggestions for a new, creative art of landscape gardening.</p>	<p>Pose à sec en appui sur pelouse Ce type de pose parvient à obtenir des effets esthétiques particuliers et élégants en fonction de la disposition des plaques sur la couche d'herbe. D'innombrables idées et suggestions pour un art du jardin, nouveau et créatif, proviennent du lointain Orient.</p>	<p>Trockenverlegung auf Gras Mit dieser Verlegeart kann man je nachdem, wie man die Platten auf der Grünfläche anordnet, spezielle elegante ästhetische Effekte erzielen. Aus dem fernen Orient erhalten wir zahlreiche Ideen und Ratschläge für eine neue, kreative Gartenkunst.</p>	
<p>Posa su massetto con colla Normalmente utilizzabile per pavimentazioni esterne carrabili pubbliche e private, questa soluzione, grazie alle sue eccellenti prestazioni tecniche, garantisce la massima resistenza a qualsiasi carico e sollecitazione, ideale ogni qualvolta ci sia la necessità di realizzare superfici ad elevate performance tecniche e di resistenza.</p>	<p>Laying on screed with adhesive Normally used for outside vehicular surfaces in both public and private areas, the excellent technical performance guaranteed by this solution allows for maximum resistance to any type heavy duty loaded or stress, ideal option in all cases where surfaces are required to offer excellent technical performance and resistance.</p>	<p>Pose sur chape avec de la colle Normalement utilisable pour les sols carrossables extérieurs publics et privés, cette solution, grâce à ses excellentes performances techniques, garantit la résistance maximale à toute charge et sollicitation, idéale à la nécessité de réaliser des surfaces aux performances élevées en matière de technique et de résistance.</p>	<p>Verlegung auf Estrich mit Kleber Normalerweise wird diese Lösung, die dank ihren ausgezeichneten technischen Leistungen ein Maximum an Beständigkeit gegenüber allen Belastungen und Beanspruchungen gewährleistet, für befahrbare öffentliche und private Böden im Freien verwendet, ideale Antwort in allen Fällen, in denen der Bedarf besteht, besonders beständige Oberflächen mit hohen technischen Leistungen zu verwirklichen.</p>	
<p>Posa a secco su ghiaia Veloce, pratica, facile da installare, removibile e riposizionabile, questa posa è oltretutto ecocompatibile in quanto non utilizza alcun tipo di malta o colla.</p>	<p>Dry laying on gravel Quick, practical and easy to install, removable and replaceable, this laying system is eco-friendly too since it requires no mortar or glue of any kind.</p>	<p>Pose à sec sur gravier Rapide, pratique, simple à installer, amovible et repositionnable, cette pose est surtout éco-compatible dans la mesure où elle n'utilise aucun type de mortier ou de colle.</p>	<p>Trockenverlegung auf Kies Schnell, praktisch und einfach zu installieren, entfernbar und wiederverlegbar: Diese Art der Verlegung ist aber vor allem umweltverträglich, da keinerlei Mörtel oder Kleber zum Einsatz kommt.</p>	
<p>Posa a secco su sabbia Anche questa soluzione riduce i costi ed i tempi di applicazione ed offre una soluzione rapida nel pieno rispetto dell'ambiente. L'elevata facilità esecutiva esclude inoltre l'impiego di un oneroso personale specializzato.</p>	<p>Dry laying on sand This solution also cuts costs and working hours, it is fast and eco-friendly. The high ease of execution also excludes the use of onerous specialized personnel.</p>	<p>Pose à sec sur sable Cette solution aussi réduit les coûts et les temps d'application et offre une solution rapide tout en respectant l'environnement. La grande facilité d'exécution exclut en outre l'utilisation onéreuse d'un personnel spécialisé.</p>	<p>Trockenverlegung auf Sand Auch diese Lösung trägt zur Senkung der Kosten und der Verlegezeiten bei und stellt eine schnelle, umweltschonende Art dar. Da die Durchführung besonders einfach ist, muss kein Fachpersonal eingesetzt werden.</p>	





Posa sopraelevata

Raised installation
Pose surélevée
Verlegung als Doppelboden

C2O

Tipologia di supporti per la posa sopraelevata
Type of supports for raised floor laying
Typologie de supports pour la pose surélevée
Trägerart für die Verlegung als Doppelboden

I supporti portanti di tipo fisso, regolabile o autolivellante, rappresentano la struttura di sostegno delle lastre in grès porcellanato del sistema **C2 OUT**.

Tali supporti consentono la realizzazione, su qualsiasi sottofondo, di pavimenti ispezionabili, removibili ed esteticamente perfetti.

Prima della posa si consiglia di controllare le condizioni del massetto, di non superare la quota di sopraelevazione di oltre 40 mm e di prevedere una fuga minima tra le piastrelle di 4 mm.

Per piastrelle di grande formato si consiglia inoltre l'impiego di un quinto supporto al centro della lastra per meglio distribuire i carichi sul piano di calpestio.

C2 OUT system porcelain stoneware tiles can be supported by fixed, adjustable or self-levelling bearing supports.

These supports allow for the creation, on any base, of flooring that can be removed and inspected, guaranteeing a perfect appearance. Prior to installation, it is advisable to check the conditions of the base slab, not to raise the floor by more than 40 mm, and leave a minimum gap of 4 mm between the tiles.

For large-size tiles, a fifth support in the centre of the tile is recommended, so as to distribute the load more evenly across the tread surface.

Les supports porteurs de type fixe, réglable ou auto-nivelants, représentent la structure de soutien des carreaux en grès cérame du système **C2 OUT**.

Ces supports permettent la réalisation, sur toutes les couche de fondation, de sols pouvant être inspectés, amovibles et esthétiquement parfaits.

Avant la pose, il est conseillé de contrôler les conditions de la fondation, de ne pas dépasser le niveau de surélévation de plus de 40 mm et de prévoir un joint minimum entre les carreaux de 4 mm.

Pour les carreaux de grand format, l'utilisation d'un cinquième support au milieu du carreau est recommandée afin de répartir au mieux les charges sur le plan de piétinement.

Die Stützstruktur der Feinsteinzeugplatten des Systems **C2 OUT** besteht aus fixen, verstellbaren oder selbstnivellierenden Trägern. Diese Träger ermöglichen die Errichtung von abnehmbaren Fußböden, die inspiziert werden können und ästhetisch perfekt sind, auf jedem Untergrund.

Vor dem Verlegen wird empfohlen, die Bedingungen des Estrichs zu kontrollieren. Beim Verlegen die Höhe von 40 mm nicht überschreiten und eine 4 mm breite Mindestfuge zwischen den Fliesen vorsehen. Für großformatige Fliesen wird außerdem der Einsatz eines fünften Trägers in der Plattenmitte empfohlen, um die Belastung der Trittfläche besser zu verteilen.



Supporto fisso . Fixed support
Support fixe . Fester Träger

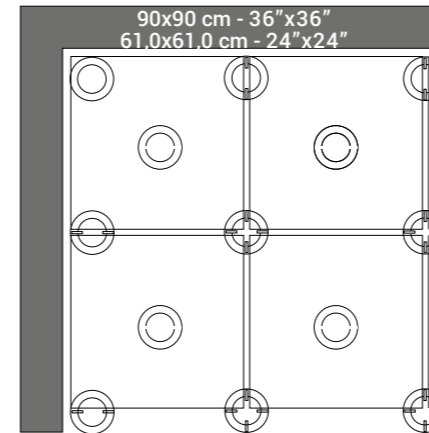


Supporto regolabile . Adjustable support
Support réglable . Höhenverstellbarer Träger



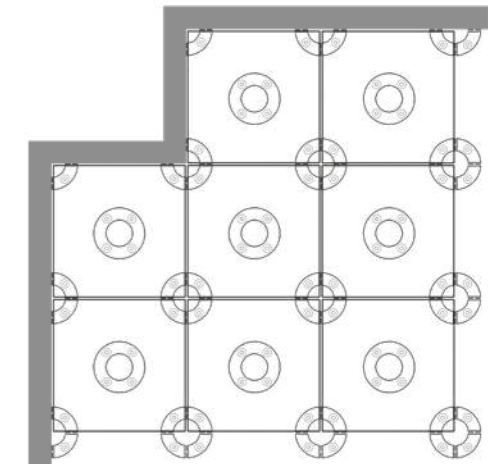
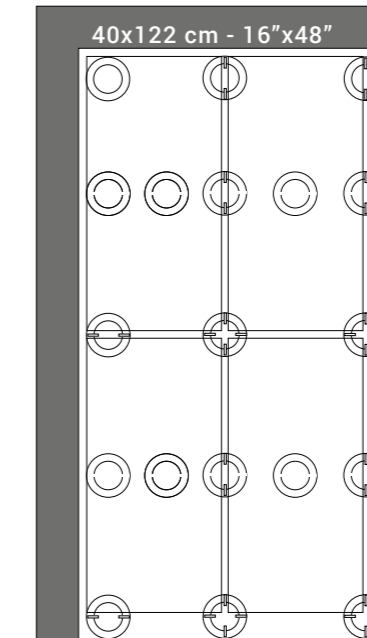
Supporto autolivellante . Self-levelling support
Support auto-nivelant . Selbstnivellierender Träger

Esempi di posa . Laying scheme examples . Exemples de pose . Verlegebeispiele



Supporti regolabili e supporti autolivellanti

Adjustable supports and self-levelling supports
Supports réglables et supports auto-nivelants
Höhenverstellbarer Träger und Selbstnivellierender Träger



Supporti fissi
Fixed supports - Support fixe - Fester Träger

SUGGERIMENTI PER LA POSA FLOTTANTE

Raccomandiamo l'uso di un supporto centrale alla lastra al fine di distribuire in modo omogeneo i carichi.

CONSEILS POUR LA POSE FLOTTANTE

Nous recommandons l'utilisation d'un support central sous la dalle afin de répartir uniformément les charges.

TIPS FOR FLOATING INSTALLATION

We recommend the use of a central slab support in order to distribute the loads equally.

EMPFEHLUNGEN FÜR DIE SCHWIMMENDE VERLEGUNG

Wir empfehlen die Verwendung von in der Mitte anzubringenden Stützen, damit die Belastung gleichmäßig verteilt wird.

REFLUSSO DELLE ACQUE SU POSE SOPRAELEVATE:

Si consiglia di dare una pendenza al pavimento con una percentuale non inferiore all'1%.

WATER RUNOFF ON RAISED FLOORS:

We recommend you give the floor a slight slope (at least 1%).

REFLUX DES EAUX SUR POSES SURÉLEVÉES:

On conseille de prévoir une inclinaison minimale du carrelage de 1%.

WASSERRÜCKFLUSS BEI VERLEGUNG AUF HOHLRAUMBÖDEN:

Es wird empfohlen, dem Fußboden ein Gefälle von mindestens 1% zu geben.

SUPPORTI SUPPORTS SUPPORT TRÄGER	ALTEZZA HEIGHT HAUTEUR HÖHE
SUPPORTO FISSO FIXED SUPPORT SUPPORT FIXE FESTER TRÄGER	15 mm
SUPPORTO REGOLABILE ADJUSTABLE SUPPORT SUPPORT RÉGLABLE HÖHENVERSTELLBARER TRÄGER	25 - 40 mm
SUPPORTO AUTOLIVELLANTE SELF-LEVELLING SUPPORT SUPPORT AUTO-NIVELANT SELBSTNIVELLIERENDER TRÄGER	37,5 - 50 mm

DECAPÉ

grès porcellanato
porcelain stoneware . grès cérame . feinsteinzeug



Formati
Sizes - Formats - Formate

C20



R11 Spessore/Thickness 2 CM
tutti i colori / all colors

effetto legno
wood-look
effet bois
holzoptik

C20 40x122 cm RS / 16"x48" RS

Colori
Colours - Couleurs - Farbe



MIELE



NOCE

RS RETTIFICATO/STRUTTURATO
RECTIFIED/TEXTURED

C20 Noce 40x122 cm . 16"x48" RS



DECAPÉ



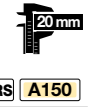
miele

40x122 cm 16"x48" C20



noce


40x122 cm 16"x48" C20



*Griglia e griglia angolo 20x61 cm abbinata al formato 40x122 cm.
Grille and corner grille 8"x24" combined with the 16"x48" size.


C20 pezzi speciali - special pieces - pièces spéciales - formteile

elemento "L"
40x122x5 cm 16"x48"x2" RS P102



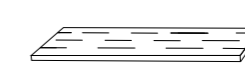
miele
noce

angolare elemento "L" SX/DX
40x122x5 cm 16"x48"x2" RS P105



miele
noce

griglia
*20x61,0 cm 8"x24" RS P106



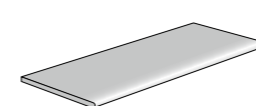
miele
noce

griglia angolo
*20x61,0 cm 8"x24" RS P109 COPPIA
angolo SX angolo DX



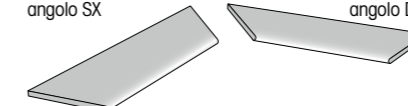
miele
noce

round lineare
40x122 cm 16"x48" RS P112



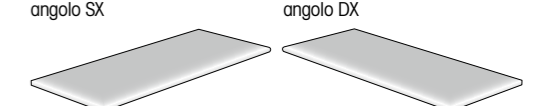
miele
noce

round angolare
40x122 cm 16"x48" RS P113 COPPIA
angolo SX angolo DX



miele
noce

angolo bordo tondo
40x122 cm 16"x48" RS P116
angolo SX angolo DX



miele
noce

Note - Notes - Notes - Anmerkungen
I pezzi speciali C20 vengono venduti al pezzo e solo su ordinazione (tempo minimo di consegna 20 gg lavorativi dall'ordine).
The special pieces C20 are sold by piece and only on request (minimum delivery time 20 working days from date of order).
Les pièces spéciales C20 sont vendus à la pièce et uniquement sur commande (délai minimum de livraison 20 jours ouvrés à partir de la commande).
Spezial Teile C20 sind pro Stück verkauft und nur auf Bestellungen produziert. (Lieferzeiten mindesten 20 arbeitstage ab Auftragbestätigung)

FJORD

grès porcellanato
porcelain stoneware . grès cérame . feinsteinzeug



Formati
Sizes - Formats - Formate

C20



R11 Spessore/Thickness/Épaisseur/Stärke 2 CM
tutti i colori / all colors

effetto legno
wood-look
effet bois
holzoptik

C20 40x122 cm RS / 16"x48" RS

Colori
Colours - Couleurs - Farbe




HONNING



GRA

RS RETTIFICATO/STRUTTURATO
RECTIFIED/TEXTURED

C20 Gra 40x122 cm . 16"x48" RS
elemento "L" 40x122x5 cm . 16"x48"x2" - griglia 20x61,0 cm . 8"x24" - griglia angolo 20x61,0 cm . 8"x24"



FJORD



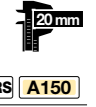
honning

40x122 cm 16"x48" C20



gra


40x122 cm 16"x48" C20



*Griglia e griglia angolo 20x61 cm abbinata al formato 40x122 cm.
Grille and corner grille 8"x24" combined with the 16"x48" size.


C20 pezzi speciali - special pieces - pièces spéciales - formteile

elemento "L"
40x122x5 cm 16"x48"x2" RS P102



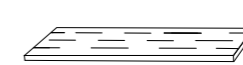
honning
gra

angolare elemento "L" SX/DX
40x122x5 cm 16"x48"x2" RS P105



honning
gra

griglia
*20x61,0 cm 8"x24" RS P106



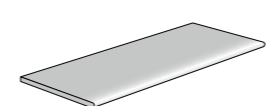
honning
gra

griglia angolo
*20x61,0 cm 8"x24" RS P109 COPPIA



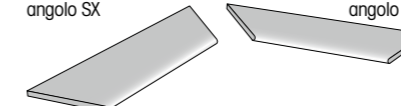
honning
gra

round lineare
40x122 cm 16"x48" RS P112



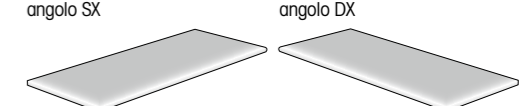
honning
gra

round angolare
40x122 cm 16"x48" RS P113 COPPIA



honning
gra

angolo bordo tondo
40x122 cm 16"x48" RS P116



honning
gra

Note - Notes - Notes - Anmerkungen
I pezzi speciali C20 vengono venduti al pezzo e solo su ordinazione (tempo minimo di consegna 20 gg lavorativi dall'ordine).
The special pieces C20 are sold by piece and only on request (minimum delivery time 20 working days from date of order).
Les pièces spéciales C20 sont vendus à la pièce et uniquement sur commande (délai minimum de livraison 20 jours ouvrés à partir de la commande).
Spezial Teile C20 sind pro Stück verkauft und nur auf Bestellungen produziert. (Lieferzeiten mindesten 20 arbeitstage ab Auftragbestätigung)


NORTH WIND

grès porcellanato
porcelain stoneware . grès cérame . feinsteinzeug



Formati
Sizes - Formats - Formate

C20



R11 Spessore 2 CM
tutti i colori / all colors

C20 40x122 cm RS / 16"x48" RS



R11 Spessore 2 CM
tutti i colori / all colors

C20 45x90 cm RS / 18"x36" RS

RS RETTIFICATO/STRUTTURATO
RECTIFIED/TEXTURED

C20 Grey 45x90 cm . 18"x36" RS



effetto legno
wood-look
effet bois
holzoptik

Colori
Colours - Couleurs - Farbe



BROWN



MELANGE



GREY

floor: C20 Brown 45x90 cm . 18"x36" RS
wall: Oak 15x90 cm . 6"x36" R



NORTH WIND



brown

45x90 cm 18"x36" C20

40x122 cm 16"x48" C20



RS A171

RS A150



melange

45x90 cm 18"x36" C20

40x122 cm 16"x48" C20



RS A171

RS A150



grey

45x90 cm 18"x36" C20

40x122 cm 16"x48" C20



RS A171


RS A150

*Griglia e griglia angolo 20x61 cm abbinata al formato 40x122 cm.
Grille and corner grille 8"x24" combined with the 16"x48" size.

C20 pezzi speciali - special pieces - pièces spéciales - formteile

elemento "L"


45x90x5 cm 18"x36"x2" RS P101
40x122x5 cm 16"x48"x2" RS P102



brown
melange
grey

angolare elemento "L" SX/DX

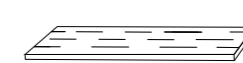
45x90x5 cm 18"x36"x2" RS P104
40x122x5 cm 16"x48"x2" RS P105



brown
melange
grey

griglia

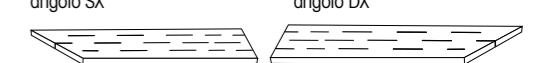
20x90 cm 8"x36" RS P118
*20x61,0 cm 8"x24" RS P106



brown
melange
grey

griglia angolo

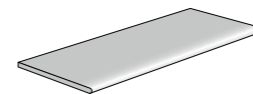
20x90 cm 8"x36" RS P108 COPPIA
*20x61,0 cm 8"x24" RS P109 COPPIA



brown
melange
grey

round lineare

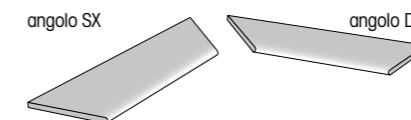
45x90 cm 18"x36" RS P111
40x122 cm 16"x48" RS P112



brown
melange
grey

round angolare

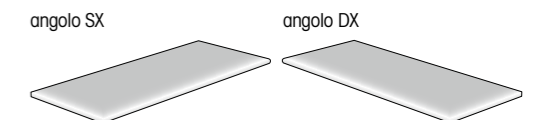
45x90 cm 18"x36" RS P120 COPPIA
40x122 cm 16"x48" RS P113 COPPIA



brown
melange
grey

angolo bordo tondo

45x90 cm 18"x36" RS P115
40x122 cm 16"x48" RS P116



brown
melange
grey

Note - Notes - Notes - Anmerkungen

I pezzi speciali C20 vengono venduti al pezzo e solo su ordinazione (tempo minimo di consegna 20 gg lavorativi dall'ordine).
The special pieces C20 are sold by piece and only on request (minimum delivery time 20 working days from date of order).
Les pièces spéciales C20 sont vendus à la pièce et uniquement sur commande (délai minimum de livraison 20 jours ouvrés à partir de la commande).
Spezial Teile C20 sind pro Stück verkauft und nur auf Bestellungen produziert. (Lieferzeiten mindesten 20 arbeitstage ab Auftragbestätigung)

CAEMENTUM

grès porcellanato impasto colorato .color body porcelain stoneware .
grès cérame coloré dans la masse . durchgefärbtes feinsteinzeug

C20

Spessore Thickness Epaisseur Stärke **2 CM**

SBS SUPER BREAKING STRENGTH

INGELIVO NO FROST


HD UGL

R11

V2 MODERATE

Formati
Sizes - Formats - Formate


C20



R11 Spessore Thickness Epaisseur Stärke **2 CM**
tutti i colori / all colors

effetto cemento
concrete-look
effet ciment
zementoptik

Colori
Colours - Couleurs - Farbe



RS RETTIFICATO/STRUTTURATO
RECTIFIED/TEXTURED

C20 Clarus 90x90 cm . 36"x36" RS



CAEMENTUM



clarus
90x90 cm 36"x36" C20




griseo
90x90 cm 36"x36" C20




C20 pezzi speciali - special pieces - pièces spéciales - formteile

elemento "L"
45x90x5 cm 18"x36"x2" RS P101



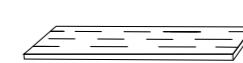
clarus
griseo

angolare elemento "L" SX/DX
45x90x5 cm 18"x36"x2" RS P104



clarus
griseo

griglia
20x90 cm 8"x36" RS P118



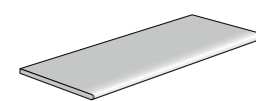
clarus
griseo

griglia angolo
20x90 cm 8"x36" RS P108 COPPIA



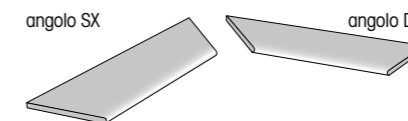
clarus
griseo

round lineare
45x90 cm 18"x36" RS P111



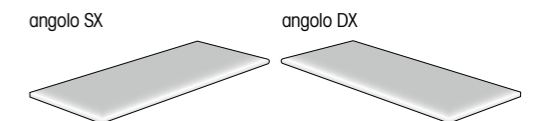
clarus
griseo

round angolare
45x90 cm 18"x36" RS P120 COPPIA



clarus
griseo

angolo bordo tondo
45x90 cm 18"x36" RS P115



clarus
griseo

Note - Notes - Notes - Anmerkungen
I pezzi speciali C20 vengono venduti al pezzo e solo su ordinazione (tempo minimo di consegna 20 gg lavorativi dall'ordine).
The special pieces C20 are sold by piece and only on request (minimum delivery time 20 working days from date of order).
Les pièces spéciales C20 sont vendus à la pièce et uniquement sur commande (délai minimum de livraison 20 jours ouvrés à partir de la commande).
Spezial Teile C20 sind pro Stück verkauft und nur auf Bestellungen produziert. (Lieferzeiten mindesten 20 arbeitstage ab Auftragbestätigung)


METEORA

grès porcellanato impasto colorato. color body porcelain stoneware.
grès cérame coloré dans la masse. durchgefärbtes feinsteinzeug



Formati
Sizes - Formats - Formate

C20




R11 Spessore/Thickness/Épaisseur/Stärke **2 CM**
tutti i colori /
all colors

effetto cemento
concrete-look
effet ciment
zementoptik

C20 90x90 cm RS / 36"x36" RS

C20 90x90 cm RS - DECORO/
36"x36" RS - DECORO



R11 Spessore/Thickness/Épaisseur/Stärke **2 CM**
beige, grigio, mix

C20 61,0x61,0 cm RS /
24"x24" RS

RS RETTIFICATO/STRUTTURATO
RECTIFIED/TEXTURED

C20 Grigio 61,0x61,0 cm . 24"x24" RS



Colori
Colours - Couleurs - Farbe



BEIGE



DECORO
BEIGE



COTTO



DECORO
COTTO



GRIGIO



DECORO
GRIGIO



MIX



DECORO
MIX

METEORA



beige

90x90 cm 36"x36" **C20**

RS **A225**

90x90 cm 36"x36" DECORO **C20**

RS **A226**

61,0x61,0 cm 24"x24" **C20**

RS **A198**



grigio

90x90 cm 36"x36" **C20**

RS **A225**

90x90 cm 36"x36" DECORO **C20**

RS **A226**

61,0x61,0 cm 24"x24" **C20**

RS **A198**



cotto

90x90 cm 36"x36" **C20**

RS **A225**

90x90 cm 36"x36" DECORO **C20**

RS **A226**



mix

90x90 cm 36"x36" **C20**

RS **A225**

90x90 cm 36"x36" DECORO **C20**

RS **A226**


61,0x61,0 cm 24"x24" **C20**

RS **A198**

C20 pezzi speciali - special pieces - pièces spéciales - formteile

elemento "L"


*45x90x5 cm 18"x36"x2" **RS** **P101**
*30x61,0x5 cm 12"x24"x2" **RS** **P100**



*/•beige
*cotto
*/•grigio
*/•mix

angolare elemento "L" SX/DX

*45x90x5 cm 18"x36"x2" **RS** **P104**
*30x30x5 cm 12"x12"x2" **RS** **P103**



*/•beige
*cotto
*/•grigio
*/•mix

griglia

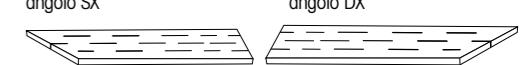
*20x90 cm 8"x36" **RS** **P118**
*20x61,0 cm 8"x24" **RS** **P117**



*/•beige
*cotto
*/•grigio
*/•mix

griglia angolo

*20x90 cm 8"x36" **RS** **P108** COPPIA
*20x61,0 cm 8"x24" **RS** **P107** COPPIA



*/•beige
*cotto
*/•grigio
*/•mix

round lineare

*45x90 cm 18"x36" **RS** **P111**
*30x61,0 cm 12"x24" **RS** **P110**



*/•beige
*cotto
*/•grigio
*/•mix

round angolare

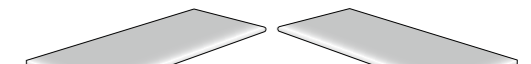
*45x90 cm 18"x36" **RS** **P120** COPPIA
*30x61,0 cm 12"x24" **RS** **P119** COPPIA



*/•beige
*cotto
*/•grigio
*/•mix

angolo bordo foro

*45x90 cm 18"x36" **RS** **P115**
*30x61,0 cm 12"x24" **RS** **P114**



*/•beige
*cotto
*/•grigio
*/•mix

Note - Notes - Notes - Anmerkungen
I pezzi speciali **C20** vengono venduti al pezzo e solo su ordinazione (tempo minimo di consegna 20 gg lavorativi dall'ordine).
The special pieces **C20** are sold by piece and only on request (minimum delivery time 20 working days from date of order).
Les pièces spéciales **C20** sont vendus à la pièce et uniquement sur commande (délai minimum de livraison 20 jours ouvrés à partir de la commande).
Spezial Teile **C20** sind pro Stück verkauft und nur auf Bestellungen produziert. (Lieferzeiten mindesten 20 arbeitstage ab Auftragbestätigung)


MY S'TILE

grès porcellanato impasto colorato. color body porcelain stoneware .
grès cérame coloré dans la masse . durchgefärbtes feinsteinzeug



Formati
Sizes - Formats - Formate

C20



R11
my grey

Spessore
Thickness
Épaisseur
Stärke
2 CM

effetto cemento
concrete-look
effet ciment
zementoptik

Colori
Colours - Couleurs - Farbe



MY CAMEL




MY SAND



MY GREY

C20 122x122 cm RS / 48"x48" RS



R11
tutti i colori /
all colors

Spessore
Thickness
Épaisseur
Stärke
2 CM

C20 90x90 cm RS / 36"x36" RS

RS RETTIFICATO/STRUTTURATO
RECTIFIED/TEXTURED

C20 Sand 90x90 cm . 36"x36" RS - elemento a L 45x90x5 cm . 18"x36"x2"



MY S'TILE



my grey

122x122 cm 48"x48" C20

90x90 cm 36"x36" C20



RS A232

RS A225



my sand

90x90 cm 36"x36" C20



RS A225



my camel

90x90 cm 36"x36" C20




RS A225

* Griglia e griglia angolo 20x61 cm abbinata al formato 122x122 cm.
Grille and corner grille 8"x24" combined with the 48"x48" size.

C20 pezzi speciali - special pieces - pièces spéciales - formteile

elemento "L"


*45x90x5 cm 18"x36"x2" RS P101
*40x122x5 cm 16"x48"x2" RS P102



•my sand
•my camel
•/*my grey

angolare elemento "L" SX/DX

*45x90x5 cm 18"x36"x2" RS P104
*40x122x5 cm 16"x48"x2" RS P105



•my sand
•my camel
•/*my grey

griglia

*20x90 cm 8"x36" RS P118
*20x61,0 cm 8"x24" RS P106



•my sand
•my camel
•/*my grey

griglia angolo

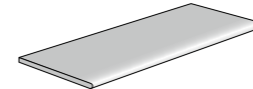
*20x90 cm 8"x36" RS P108 COPPIA
*20x61,0 cm 8"x24" RS P109 COPPIA



angolo SX
angolo DX
•my sand
•my camel
•/*my grey

round lineare

*45x90 cm 18"x36" RS P111
*40x122 cm 16"x48" RS P112



•my sand
•my camel
•/*my grey

round angolare

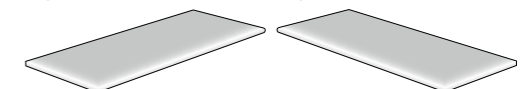
*45x90 cm 18"x36" RS P120 COPPIA
*40x122 cm 16"x48" RS P113 COPPIA



angolo SX
angolo DX
•my sand
•my camel
•/*my grey

angolo bordo toro

*45x90 cm 18"x36" RS P115
*40x122 cm 16"x48" RS P116



angolo SX
angolo DX
•my sand
•my camel
•/*my grey

Note - Notes - Notes - Anmerkungen
I pezzi speciali C20 vengono venduti al pezzo e solo su ordinazione (tempo minimo di consegna 20 gg lavorativi dall'ordine).
The special pieces C20 are sold by piece and only on request (minimum delivery time 20 working days from date of order).
Les pièces spéciales C20 sont vendus à la pièce et uniquement sur commande (délai minimum de livraison 20 jours ouvrés à partir de la commande).
Spezial Teile C20 sind pro Stück verkauft und nur auf Bestellungen produziert. (Lieferzeiten mindesten 20 arbeitstage ab Auftragbestätigung)

GREY SOUL

grès porcellanato impasto colorato . color body porcelain stoneware .
grès cérame coloré dans la masse . durchgefärbtes feinsteinzeug

C20

Spessore
Thickness
Épaisseur
Stärke
2 CM

SBS
SUPER BONDING
STRENGTH

INGELIVO
NO FROST


HD
UGL

R11

V3
HIGH

Formati
Sizes - Formats - Formate


C20



R11
mid, dark

Spessore
Thickness
Épaisseur
Stärke
2 CM


C20 122x122 cm RS / 48"x48" RS



R11
mid, dark

Spessore
Thickness
Épaisseur
Stärke
2 CM


C20 40x122 cm RS / 16"x48" RS



R11
tutti i colori /
all colors

Spessore
Thickness
Épaisseur
Stärke
2 CM


C20 90x90 cm RS / 36"x36" RS



R11
tutti i colori /
all colors

Spessore
Thickness
Épaisseur
Stärke
2 CM

C20 45x90 cm RS / 18"x36" RS



R11
tutti i colori /
all colors

Spessore
Thickness
Épaisseur
Stärke
2 CM

C20 61,0x61,0 cm RS / 24"x24" RS


RS RETTIFICATO/STRUTTURATO
RECTIFIED/TEXTURED

effetto cemento
concrete-look
effet ciment
zementoptik

Colori
Colours - Couleurs - Farbe



SAND




LIGHT



MID



DARK



C20 Dark
45x90 cm . 18"x36" RS

GREY SOUL



sand

90x90 cm 36"x36" C20	RS A225
61,0x61,0 cm 24"x24" C20	RS A198
45x90 cm 18"x36" C20	RS A171



mid

122x122 cm 48"x48" C20	RS A232
90x90 cm 36"x36" C20	RS A225
61,0x61,0 cm 24"x24" C20	RS A198
45x90 cm 18"x36" C20	RS A171
40x122 cm 16"x48" C20	RS A150



light

90x90 cm 36"x36" C20	RS A225
61,0x61,0 cm 24"x24" C20	RS A198
45x90 cm 18"x36" C20	RS A171



dark


122x122 cm 48"x48" C20	RS A232
90x90 cm 36"x36" C20	RS A225
61,0x61,0 cm 24"x24" C20	RS A198
45x90 cm 18"x36" C20	RS A171
40x122 cm 16"x48" C20	RS A150

C20 pezzi speciali - special pieces - pièces spéciales - formteile

* Griglia e griglia angolo 20x61 cm abbinata ai formati 122x122 cm e 40x122 cm. Grille and corner grille 8"x24" combined with the 48"x48" and 16"x48" size.

<p>elemento "L"</p> <p>*45x90x5 cm 18"x36"x2" RS P101</p> <p>*30x61,0x5 cm 12"x24"x2" RS P100</p> <p>*40x122x5 cm 16"x48"x2" RS P102</p> <p>*/• sand</p> <p>*/• light</p> <p>*/•/• mid</p> <p>*/•/• dark</p>	<p>angolare elemento "L" SX/DX</p> <p>*45x90x5 cm 18"x36"x2" RS P104</p> <p>*30x30x5 cm 12"x12"x2" RS P103</p> <p>*40x122x5 cm 16"x48"x2" RS P105</p> <p>*/• sand</p> <p>*/• light</p> <p>*/•/• mid</p> <p>*/•/• dark</p>	<p>griglia</p> <p>*20x90 cm 8"x36" RS P118</p> <p>*20x61,0 cm 8"x24" RS P117</p> <p>*20x61,0 cm 8"x24" RS P106</p> <p>*/• sand</p> <p>*/• light</p> <p>*/•/• mid</p> <p>*/•/• dark</p>	<p>griglia angolo</p> <p>*20x90 cm 8"x36" RS P108 COPPIA</p> <p>*20x61,0 cm 8"x24" RS P107 COPPIA</p> <p>*20x61,0 cm 8"x24" RS P109 COPPIA</p> <p>angolo SX</p> <p>angolo DX</p> <p>*/• sand</p> <p>*/• light</p> <p>*/•/• mid</p> <p>*/•/• dark</p>
<p>round lineare</p> <p>*45x90 cm 18"x36" RS P111</p> <p>*30x61,0 cm 12"x24" RS P110</p> <p>*40x122 cm 16"x48" RS P112</p> <p>*/• sand</p> <p>*/• light</p> <p>*/•/• mid</p> <p>*/•/• dark</p>	<p>round angolare</p> <p>*45x90 cm 18"x36" RS P120 COPPIA</p> <p>*30x61,0 cm 12"x24" RS P119 COPPIA</p> <p>*40x122 cm 16"x48" RS P113 COPPIA</p> <p>angolo SX</p> <p>angolo DX</p> <p>*/• sand</p> <p>*/• light</p> <p>*/•/• mid</p> <p>*/•/• dark</p>	<p>angolo bordo toro</p> <p>*45x90 cm 18"x36" RS P115</p> <p>*30x61,0 cm 12"x24" RS P114</p> <p>*40x122 cm 16"x48" RS P116</p> <p>angolo SX</p> <p>angolo DX</p> <p>*/• sand</p> <p>*/• light</p> <p>*/•/• mid</p> <p>*/•/• dark</p>	

Note - Notes - Notes - Anmerkungen
 I pezzi speciali **C20** vengono venduti al pezzo e solo su ordinazione (tempo minimo di consegna 20 gg lavorativi dall'ordine)
 The special pieces **C20** are sold by piece and only on request (minimum delivery time 20 working days from date of order).
 Les pièces spéciales **C20** sont vendus à la pièce et uniquement sur commande (délai minimum de livraison 20 jours ouvrés à partir de la commande).
 Spezial Teile **C20** sind pro Stück verkauft und nur auf Bestellungen produziert. (Lieferzeiten mindesten 20 Arbeitstage ab Auftragbestätigung)



C20 Light
 61,0x61,0 cm . 24"x24" RS

CEPPO DI GRÉ


grès porcellanato
porcelain stoneware . grès cérame . feinsteinzeug

C20




Formati
Sizes - Formats - Formate

C20



R12
A+B+C
Spessore/Thickness 2 CM
gré natural, gré anthracite

C20 90x90 cm RS / 36"x36" RS



R12
A+B+C
Spessore/Thickness 2 CM
gré natural, gré white

C20 61,0x61,0 cm RS / 24"x24" RS

RS RETTIFICATO/STRUTTURATO
RECTIFIED/TEXTURED

C20 Gré Natural 90x90 cm . 36"x36" RS

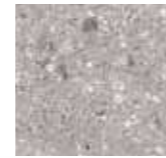


effetto pietra
stone-look
effet pierre
steinoptik


Colori
Colours - Couleurs - Farbe



GRÉ WHITE



GRÉ NATURAL




GRÉ ANTHRACITE

CEPPO DI GRÉ



gré white

61,0x61,0 cm 24"x24" C20



gré natural

90x90 cm 36"x36" C20

61,0x61,0 cm 24"x24" C20



gré anthracite


90x90 cm 36"x36" C20



C20 pezzi speciali - special pieces - pièces spéciales - formteile

elemento "L"


*45x90x5 cm 18"x36"x2" RS P101
*30x61,0x5 cm 12"x24"x2" RS P100



•gré white
*/gré natural
* gré anthracite

angolare elemento "L" SX/DX

*45x90x5 cm 18"x36"x2" RS P104
*30x30x5 cm 12"x12"x2" RS P103



•gré white
*/gré natural
* gré anthracite

griglia

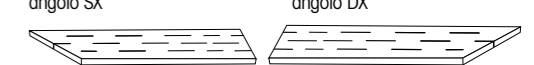
*20x90 cm 8"x36" RS P118
*20x61,0 cm 8"x24" RS P117



•gré white
*/gré natural
* gré anthracite

griglia angolo

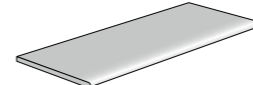
*20x90 cm 8"x36" RS P108 COPPIA
*20x61,0 cm 8"x24" RS P107 COPPIA



•gré white
*/gré natural
* gré anthracite

round lineare

*45x90 cm 18"x36" RS P111
*30x61,0 cm 12"x24" RS P110



•gré white
*/gré natural
* gré anthracite

round angolare

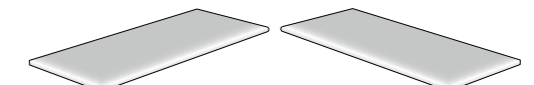
*45x90 cm 18"x36" RS P120 COPPIA
*30x61,0 cm 12"x24" RS P119 COPPIA



•gré white
*/gré natural
* gré anthracite

angolo bordo foro

*45x90 cm 18"x36" RS P115
*30x61,0 cm 12"x24" RS P114



•gré white
*/gré natural
* gré anthracite

Note - Notes - Notes - Anmerkungen
I pezzi speciali C20 vengono venduti al pezzo e solo su ordinazione (tempo minimo di consegna 20 gg lavorativi dall'ordine).
The special pieces C20 are sold by piece and only on request (minimum delivery time 20 working days from date of order).
Les pièces spéciales C20 sont vendus à la pièce et uniquement sur commande (délai minimum de livraison 20 jours ouvrés à partir de la commande).
Spezial Teile C20 sind pro Stück verkauft und nur auf Bestellungen produziert. (Lieferzeiten mindesten 20 arbeitstage ab Auftragbestätigung)

HOLYSTONE

grès porcellanato
porcelain stoneware . grès cérame . feinsteinzeug

C20



Formati
Sizes - Formats - Formate


C20



R12
A+B+C
Spessore 2 CM
tutti i colori / all colors

effetto pietra
stone-look
effet pierre
steinoptik

C20 61,0x122 cm RS / 24"x48" RS



R12
A+B+C
Spessore 2 CM
tutti i colori / all colors

C20 61,0x61,0 cm RS / 24"x24" RS

RS RETTIFICATO/STRUTTURATO
RECTIFIED/TEXTURED

floor: C20 Beige 61,0x122 cm . 24"x48" RS
C20 Beige 61,0x61,0 cm . 24"x48" R
C20 Beige elemento "L" 30x61,0x5 cm_12"x24"x2"
wall: Beige mosaico monocolor 36 tessere 5x5 - 30x30 cm.12"x12"

Colori
Colours - Couleurs - Farbe



C20 White 61,0x61,0 cm . 24"x24" RS
outdoor: White 61,0x122,2 cm . 24"x48" RS outdoor
White gradino costa retta
34x61,0x4 cm . 13"x24"x1^{3/4}" R out
indoor: White 61,0x61,0 cm . 24"x48" R
White gradino costa retta 34x61,0x4 cm . 13"x24"x1^{3/4}" R



HOLYSTONE



beige

61,0x122 cm 24"x48" C20

61,0x61,0 cm 24"x24" C20



RS A184

RS B198



white

61,0x122 cm 24"x48" C20

61,0x61,0 cm 24"x24" C20



RS A184

RS B198



grey

61,0x122 cm 24"x48" C20

61,0x61,0 cm 24"x24" C20



RS A184

RS B198



dark

61,0x122 cm 24"x48" C20

61,0x61,0 cm 24"x24" C20




RS A184

RS B198

C20 pezzi speciali - special pieces - pièces spéciales - formteile

elemento "L"


61,0x122x5 cm 24"x48"x2" RS P121
30x61,0x5 cm 12"x24"x2" RS P100



beige
white
grey
dark

angolare elemento "L" SX/DX

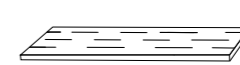
61,0x61,0x5 cm 24"x24"x2" RS P122
30x30x5 cm 12"x12"x2" RS P103



beige
white
grey
dark

griglia

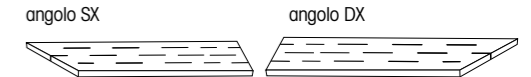
20x122 cm 8"x48" RS P123
20x61,0 cm 8"x24" RS P117



beige
white
grey
dark

griglia angolo

20x122 cm 8"x48" RS P124 COPPIA
20x61,0 cm 8"x24" RS P107 COPPIA



beige
white
grey
dark

round lineare

30x122 cm 12"x48" RS P125
30x61,0 cm 12"x24" RS P110



beige
white
grey
dark

round angolare

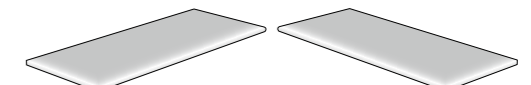
30x122 cm 12"x48" RS P126 COPPIA
30x61,0 cm 12"x24" RS P119 COPPIA



beige
white
grey
dark

angolo bordo foro

30x122 cm 12"x48" RS P127
30x61,0 cm 12"x24" RS P114



beige
white
grey
dark

Note - Notes - Notes - Anmerkungen
I pezzi speciali C20 vengono venduti al pezzo e solo su ordinazione (tempo minimo di consegna 20 gg lavorativi dall'ordine)
The special pieces C20 are sold by piece and only on request (minimum delivery time 20 working days from date of order).
Les pièces spéciales C20 sont vendues à la pièce et uniquement sur commande (délai minimum de livraison 20 jours ouvrés à partir de la commande).
Spezial Teile C20 sind pro Stück verkauft und nur auf Bestellungen produziert. (Lieferzeiten mindesten 20 arbeitstage ab Auftragbestätigung)

SLASH

grès porcellanato impasto colorato .
color body porcelain stoneware . grès cérame coloré
dans la masse . durchgefärbtes feinsteinzeug

C20



Formati
Sizes - Formats - Formate


Colori
Colours - Couleurs - Farbe

C20



effetto pietra
stone-look
effet pierre
steinoptik

C20 61,0x122 cm RS / 24"x48" RS



RS RETTIFICATO/STRUTTURATO
RECTIFIED/TEXTURED

C20 Mid Grey 61,0x122 cm . 24"x48" RS

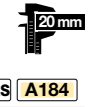
C20 Ivory, Mid Grey | 61,0x122 cm . 24"x48" RS -
elemento a L 61,0x122x5 cm . 24"x48"x2" RS -
griglia, griglia angolo 20x122 cm . 8"x48" RS



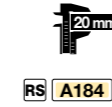
SLASH



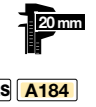
almond
61,0x122 cm 24"x48" C20



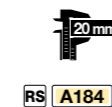
ivory
61,0x122 cm 24"x48" C20



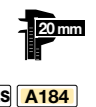
mid grey
61,0x122 cm 24"x48" C20



dark grey
61,0x122 cm 24"x48" C20




anthracite
61,0x122 cm 24"x48" C20



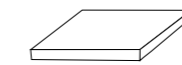
C20 pezzi speciali - special pieces - pièces spéciales - formteile

elemento "L"
61,0x122x5 cm 24"x48"x2" RS P121



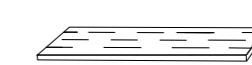
almond
ivory
mid grey
dark grey
anthracite

angolare elemento "L" SX/DX
61,0x61,0x5 cm 24"x24"x2" RS P122



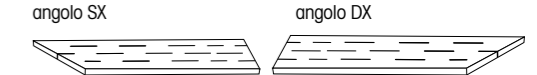
almond
ivory
mid grey
dark grey
anthracite

griglia
20x122 cm 8"x48" RS P123



almond
ivory
mid grey
dark grey
anthracite

griglia angolo
20x122 cm 8"x48" RS P124 COPPIA



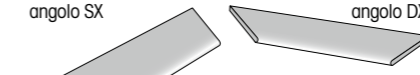
almond
ivory
mid grey
dark grey
anthracite

round lineare
30x122 cm 12"x48" RS P125



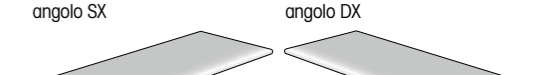
almond
ivory
mid grey
dark grey
anthracite

round angolare
30x122 cm 12"x48" RS P126 COPPIA



almond
ivory
mid grey
dark grey
anthracite

angolo bordo toro
30x122 cm 12"x48" RS P127



almond
ivory
mid grey
dark grey
anthracite

Note - Notes - Notes - Anmerkungen
I pezzi speciali C20 vengono venduti al pezzo e solo su ordinazione (tempo minimo di consegna 20 gg lavorativi dall'ordine).
The special pieces C20 are sold by piece and only on request (minimum delivery time 20 working days from date of order).
Les pièces spéciales C20 sont vendus à la pièce et uniquement sur commande (délai minimum de livraison 20 jours ouvrés à partir de la commande).
Spezial Teile C20 sind pro Stück verkauft und nur auf Bestellungen produziert. (Lieferzeiten mindesten 20 arbeitstage ab Auftragbestätigung)


COLOSSEO PLUS

grès porcellanato
porcelain stoneware . grès cérame . feinsteinzeug



Formati
Sizes - Formats - Formate

C20



R11
Spessore/Thickness/Épaisseur/Stärke 2 CM
tutti i colori /
all colors

C20 90x90 cm RS / 36"x36" RS

RS RETTIFICATO/STRUTTURATO
RECTIFIED/TEXTURED

Colori
Colours - Couleurs - Farbe

effetto pietra
stone-look
effet pierre
steinoptik



PANNA



BEIGE



GRIGIO

C20 Beige 90x90 cm . 36"x36" RS - elemento "L" 45x90x5 cm_18"x36"x2"



floor: C20 Beige 90x90 cm . 36"x36" RS
wall: Beige 90x90 cm . 36"x36" RS



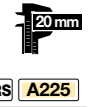
COLOSSEO PLUS



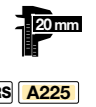
panna
90x90 cm 36"x36" C20



beige
90x90 cm 36"x36" C20




grigio
90x90 cm 36"x36" C20




C20 pezzi speciali - special pieces - pièces spéciales - formteile

elemento "L"
45x90x5 cm 18"x36"x2" RS P101



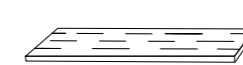
panna
beige
grigio

angolare elemento "L" SX/DX
45x90x5 cm 18"x36"x2" RS P104



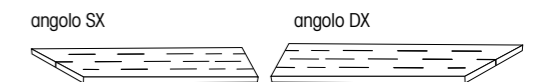
panna
beige
grigio

griglia
20x90 cm 8"x36" RS P118



panna
beige
grigio

griglia angolo
20x90 cm 8"x36" RS P108 COPPIA



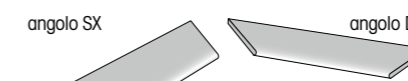
panna
beige
grigio

round lineare
45x90 cm 18"x36" RS P111



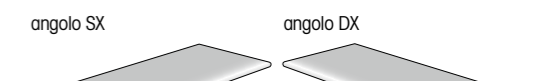
panna
beige
grigio

round angolare
45x90 cm 18"x36" RS P120 COPPIA



panna
beige
grigio

angolo bordo toro
45x90 cm 18"x36" RS P115



panna
beige
grigio

Note - Notes - Notes - Anmerkungen
I pezzi speciali C20 vengono venduti al pezzo e solo su ordinazione (tempo minimo di consegna 20 gg lavorativi dall'ordine).
The special pieces C20 are sold by piece and only on request (minimum delivery time 20 working days from date of order).
Les pièces spéciales C20 sont vendus à la pièce et uniquement sur commande (délai minimum de livraison 20 jours ouvrés à partir de la commande).
Spezial Teile C20 sind pro Stück verkauft und nur auf Bestellungen produziert. (Lieferzeiten mindesten 20 arbeitstage ab Auftragbestätigung)

TRIBECA

grès porcellanato impasto colorato .
color body porcelain stoneware . grès cérame coloré
dans la masse . durchgefärbtes feinsteinzeug



Formati
Sizes - Formats - Formate

C20



R12
A+B+C
Spessore/Thickness 2 CM
tutti i colori /
all colors

effetto pietra
stone-look
effet pierre
steinoptik

C20 61,0x122 cm RS / 24"x48" RS

Colori
Colours - Couleurs - Farbe



RS RETTIFICATO/STRUTTURATO
RECTIFIED/TEXTURED

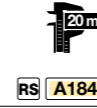
C20 Grey 61,0x122 cm . 24"x48" RS



TRIBECA



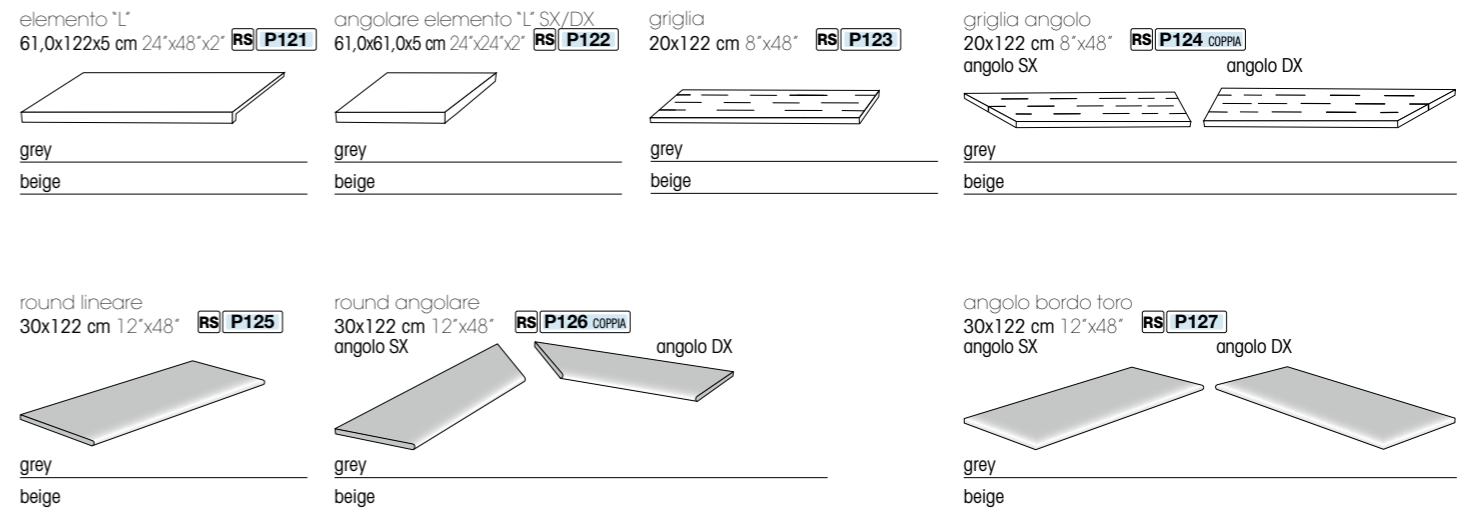
grey
61,0x122 cm 24"x48" C20



beige
61,0x122 cm 24"x48" C20



C20 pezzi speciali - special pieces - pièces spéciales - formteile



Note - Notes - Notes - Anmerkungen
I pezzi speciali C20 vengono venduti al pezzo e solo su ordinazione (tempo minimo di consegna 20 gg lavorativi dall'ordine)
The special pieces C20 are sold by piece and only on request (minimum delivery time 20 working days from date of order).
Les pièces spéciales C20 sont vendus à la pièce et uniquement sur commande (délai minimum de livraison 20 jours ouvrés à partir de la commande).
Spezial Teile C20 sind pro Stück verkauft und nur auf Bestellungen produziert. (Lieferzeiten mindesten 20 arbeitstage ab Auftragbestätigung)


LIMESTONE

grès porcellanato impasto colorato. color body porcelain stoneware .
grès cérame coloré dans la masse . durchgefärbtes feinsteinzeug

C20     

Formati
Sizes - Formats - Formate

C20



R11 Spessore
Thickness
Épaisseur
2 CM
tutti i colori /
all colors

effetto pietra
stone-look
effet pierre
steinoptik

C20 61,0x61,0 cm RS /
24"x24" RS

RS RETTIFICATO/STRUTTURATO
RECTIFIED/TEXTURED

Colori
Colours - Couleurs - Farbe



C20 Coal 61,0x61,0 cm . 24"x24" RS - griglia 20x61,0 cm . 8"x24" -
griglia angolo SX 20x61,0 cm . 8"x24" - griglia angolo DX 20x61,0 cm . 8"x24"


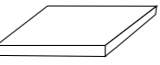
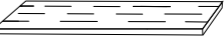
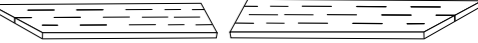
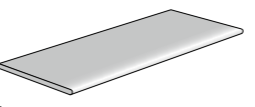
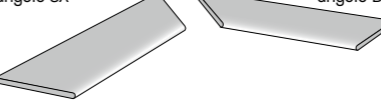
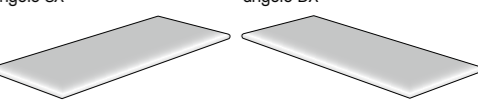
outdoor: **C20** Ash 61,0x61,0 cm . 24"x24" RS
indoor: Ash 61,0x61,0 cm . 24"x24" RS



LIMESTONE



C20 pezzi speciali - special pieces - pièces spéciales - formteile

<p>elemento "L" 30x61,0x5 cm 12"x24"x2" RS P100</p>  <p>ice gun metal coal beige ash</p>	<p>angolare elemento "L" SX/DX 30x30x5 cm 12"x12"x2" RS P103</p>  <p>ice gun metal coal beige ash</p>	<p>griglia 20x61,0 cm 8"x24" RS P117</p>  <p>ice gun metal coal beige ash</p>	<p>griglia angolo 20x61,0 cm 8"x24" RS P107 COPPIA angolo SX angolo DX</p>  <p>ice gun metal coal beige ash</p>
<p>round lineare 30x61,0 cm 12"x24" RS P110</p>  <p>ice gun metal coal beige ash</p>	<p>round angolare 30x61,0 cm 12"x24" RS P119 COPPIA angolo SX angolo DX</p>  <p>ice gun metal coal beige ash</p>	<p>angolo bordo toro 30x61,0 cm 12"x24" RS P114 angolo SX angolo DX</p>  <p>ice gun metal coal beige ash</p>	

Note - Notes - Notes - Anmerkungen
I pezzi speciali **C20** vengono venduti al pezzo e solo su ordinazione (tempo minimo di consegna 20 gg lavorativi dall'ordine).
The special pieces **C20** are sold by piece and only on request (minimum delivery time 20 working days from date of order).
Les pièces spéciales **C20** sont vendus à la pièce et uniquement sur commande (délai minimum de livraison 20 jours ouvrés à partir de la commande).
Spezial Teile **C20** sind pro Stück verkauft und nur auf Bestellungen produziert. (Lieferzeiten mindesten 20 arbeitstage ab Auftragbestätigung)

grès porcellanato impasto colorato. color body porcelain stoneware .
grès cérame coloré dans la masse . durchgefärbtes feinsteinzeug


C20



Formati
Sizes - Formats - Formate

Colori
Colours - Couleurs - Farbe


C20



R11 Spessore/Thickness 2 CM
tutti i colori / all colors

effetto pietra
stone-look
effet pierre
steinoptik

C20 61,0x61,0 cm RS / 24"x24" RS



RS RETTIFICATO/STRUTTURATO
RECTIFIED/TEXTURED

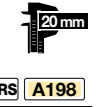
C20 Beige 61,0x61,0 cm . 24"x24" RS



white
61,0x61,0 cm 24"x24" **C20**




beige
61,0x61,0 cm 24"x24" **C20**




C20 pezzi speciali - special pieces - pièces spéciales - formteile

elemento "L"
30x61,0x5 cm 12"x24"x2" **RS P100**



white
beige

angolare elemento "L" SX/DX
30x30x5 cm 12"x12"x2" **RS P103**



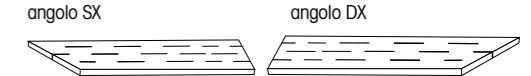
white
beige

griglia
20x61,0 cm 8"x24" **RS P117**



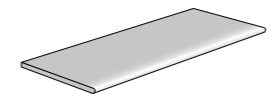
white
beige

griglia angolo
20x61,0 cm 8"x24" **RS P107 COPPIA**



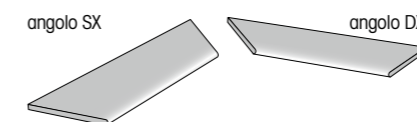
white
beige

round lineare
30x61,0 cm 12"x24" **RS P110**



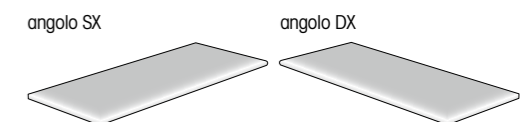
white
beige

round angolare
30x61,0 cm 12"x24" **RS P119 COPPIA**



white
beige

angolo bordo toro
30x61,0 cm 12"x24" **RS P114**



white
beige

Note - Notes - Notes - Anmerkungen
I pezzi speciali **C20** vengono venduti al pezzo e solo su ordinazione (tempo minimo di consegna 20 gg lavorativi dall'ordine).
The special pieces **C20** are sold by piece and only on request (minimum delivery time 20 working days from date of order).
Les pièces spéciales **C20** sont vendus à la pièce et uniquement sur commande (délai minimum de livraison 20 jours ouvrés à partir de la commande).
Spezial Teile **C20** sind pro Stück verkauft und nur auf Bestellungen produziert. (Lieferzeiten mindesten 20 arbeitstage ab Auftragbestätigung)

DURANGO

grès porcellanato impasto colorato. color body porcelain stoneware .
grès cérame coloré dans la masse . durchgefärbtes feinsteinzeug


C20



Formati
Sizes - Formats - Formate

Colori
Colours - Couleurs - Farbe

C20



R11
Spessore/Thickness 2 CM
tutti i colori / all colors

effetto pietra
stone-look
effet pierre
steinoptik



MEDIUM

C20 61,0x61,0 cm RS / 24"x24" RS

RS RETTIFICATO/STRUTTURATO
RECTIFIED/TEXTURED



medium

61,0x61,0 cm 24"x24" **C20**




RS A198

C20 Medium 61,0x61,0 cm . 24"x24" RS



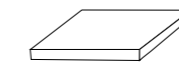
C20 pezzi speciali - special pieces - pièces spéciales - formteile

elemento "L"
30x61,0x5 cm 12"x24"x2" **RS P100**



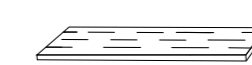
medium

angolare elemento "L" SX/DX
30x30x5 cm 12"x12"x2" **RS P103**



medium

griglia
20x61,0 cm 8"x24" **RS P117**



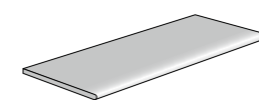
medium

griglia angolo
20x61,0 cm 8"x24" **RS P107 COPPIA**



medium

round lineare
30x61,0 cm 12"x24" **RS P110**



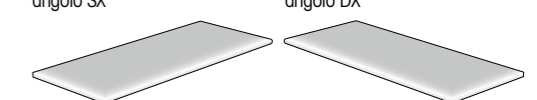
medium

round angolare
30x61,0 cm 12"x24" **RS P119 COPPIA**



medium

angolo bordo toro
30x61,0 cm 12"x24" **RS P114**



medium

Note - Notes - Notes - Anmerkungen
I pezzi speciali **C20** vengono venduti al pezzo e solo su ordinazione (tempo minimo di consegna 20 gg lavorativi dall'ordine).
The special pieces **C20** are sold by piece and only on request (minimum delivery time 20 working days from date of order).
Les pièces spéciales **C20** sont vendus à la pièce et uniquement sur commande (délai minimum de livraison 20 jours ouvrés à partir de la commande).
Spezial Teile **C20** sind pro Stück verkauft und nur auf Bestellungen produziert. (Lieferzeiten mindesten 20 arbeitstage ab Auftragbestätigung)


FRÜHLING DEKORE

grès porcellanato
porcelain stoneware . grès cérame . feinsteinzeug



Formati
Sizes - Formats - Formate

C20



R11 Spessore/Thickness/Épaisseur/Stärke 2 CM
tutti i colori / all colors

effetto decoro
decor-look
effet décor
dekoroptik

C20 61,0x61,0 cm R / 24"x24" R

R RETTIFICATO RECTIFIED

Colori
Colours - Couleurs - Farbe



8 soggetti diversi, miscelazione casuale. 8 assorted motifs, random mix. 8 sujets différents, melange aleatoire. 8 verschiedene Motive, Zufallsmischung.



monofaccia arabisch

61,0x61,0 cm 24"x24" C20 R B199



monofaccia lilie

61,0x61,0 cm 24"x24" C20 R B199



monofaccia geometrisch

61,0x61,0 cm 24"x24" C20 R B199



monofaccia blumen

61,0x61,0 cm 24"x24" C20 R B199

FRÜHLING DEKORE



monofaccia arabisch

61,0x61,0 cm 24"x24" C20 R B199




monofaccia geometrisch

61,0x61,0 cm 24"x24" C20 R B199



monofaccia lilie

61,0x61,0 cm 24"x24" C20 R B199



monofaccia blumen

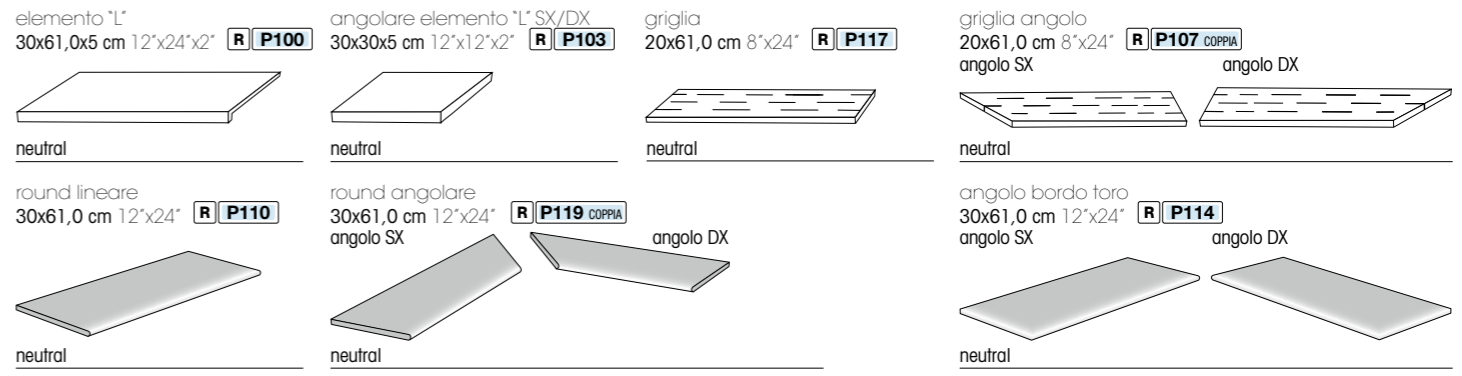
61,0x61,0 cm 24"x24" C20 R B199



neutral

61,0x61,0 cm 24"x24" C20 R A198

C20 pezzi speciali - special pieces - pièces spéciales - formteile



Note - Notes - Notes - Anmerkungen
I pezzi speciali C20 vengono venduti al pezzo e solo su ordinazione (tempo minimo di consegna 20 gg lavorativi dall'ordine).
The special pieces C20 are sold by piece and only on request (minimum delivery time 20 working days from date of order).
Les pièces spéciales C20 sont vendus à la pièce et uniquement sur commande (délai minimum de livraison 20 jours ouvrés à partir de la commande).
Spezial Teile C20 sind pro Stück verkauft und nur auf Bestellungen produziert. (Lieferzeiten mindesten 20 arbeitstage ab Auftragbestätigung)

FRÜHLING DEKORE

C20 Arabisch 61,0x61,0 cm . 24"x24" R



C20 Neutral, Lilie 61,0x61,0 cm . 24"x24" R



FRÜHLING DEKORE

C20 Geometrisch 61,0x61,0 cm . 24"x24" R



C20 Neutral, Blumen 61,0x61,0 cm . 24"x24" R



Sezione tecnica

Technical section

Section technique

Technischen Teil

- La ceramica. Una scelta sicura.** 230
Ceramic. A safe choice.
- La ceramica. Una scelta sicura anche in esterno.** 231
Ceramic. A safe choice even outdoors.
- simbologia caratteristiche tecniche** 232
symboles technical characteristics
symboles des caractéristiques techniques
symbole technischen eigenschaften
- coefficiente di attrito (scivolosità)** 233
coefficient of friction (slipperiness)
coefficient de frottement (antidérapant)
rutschfestigkeit
- consigli di posa** 234
laying recommendations
conseils de pose
ratschläge für die verlegung
- consigli per la stuccatura e la pulizia dopo posa** 235
recommendations for grouting and cleaning after installation
conseils pour le stucage et le nettoyage après la pose
ratschläge für die verfugung und erste reinigung nach der verlegung
- pulizia e manutenzione dei prodotti Il Cavallino** 236
cleaning and care of Il Cavallino products
nettoyage et entretien des articles Il Cavallino
reinigung und pflege der produkte von Il Cavallino
- avvertenze** 240
warning instructions
instructions
hinweise
- legenda** 242
legend
légend
zeichenerklärung
- condizioni generali di vendita** 243
general conditions of sale
conditions générales de vente
allgemeine verkaufsbedingungen
- tabella pesi ed imballi** 244
sizes weight and packaging
mesures poids et emballages
tabelle der gewichte und verpackungen



IL CAVALLINO
CERAMICHE since 1968

sezione tecnica
technical section
section technique
technischen Teil

LA CERAMICA. UNA SCELTA SICURA . CERAMIC. A SAFE CHOICE

Perché scegliere la ceramica? Perché è un materiale naturale, sicuro e adatto per ogni ambiente, non rilascia sostanze nocive, è sostenibile, non brucia, è riciclabile e resistente, si posa facilmente e dura a lungo.

Ma soprattutto perché la ceramica è bellissima. Se stai cercando il materiale per i pavimenti e i rivestimenti della tua casa, la ceramica è la scelta giusta. È allergica, non fa odore e non trattiene né lo sporco né i batteri. Può essere utilizzata in ogni ambiente perché è versatile e disponibile in un'infinita varietà di formati.

Un pavimento in ceramica si posa facilmente e dura nel tempo: non si deforma, resiste al gelo e agli agenti chimici più aggressivi. Non brucia e non contiene plastica, quindi è completamente riciclabile.

Why choose ceramic? Because it's a natural, safe material that is suitable for any application. It does not release harmful substances, it does not burn and it's sustainable, recyclable, resistant, durable and easy to install. But above all, it's beautiful.

Did you know that ceramic is a safe and completely recyclable material? It's hygienic, hypoallergenic and odourless, it does not release harmful substances and it's ideal for any application.

AMA L'AMBIENTE

La ceramica è un materiale sostenibile che rispetta l'ambiente e la salute perché è prodotta in conformità con tutte le normative europee. Il grès porcellanato è realizzato con materiali di riciclo, dura a lungo e mantenendo l'aspetto originario può essere riciclato.

ENVIRONMENT-FRIENDLY

Ceramic is a sustainable material that is healthy and environment-friendly because it is produced in full compliance with European and American standards. Porcelain tiles are made with recycled materials, last a long time, and can be re-used because they retain their original appearance.



LA CERAMICA NON SI DEFORMA E NON SI ALTERA NEL TEMPO

Ci sono pavimenti che non si alterano o dilatano, ma solo a temperatura costante. La ceramica invece non contiene plastica, non si altera né si dilata e rimane stabile.

CERAMIC DOES NOT DETERIORATE OR EXPAND

Some floors don't deteriorate or expand... as long as they are maintained at a constant temperature. But ceramic does not contain plastic, it does not deteriorate or expand, and it is extremely hard wearing.

SICURA E RICICLABILE

La ceramica è un materiale sicuro, che viene dalla terra, quindi naturale, non contiene plastica ed è completamente riciclabile.

SAFE AND RECYCLABLE

Ceramic is a safe, natural material that originates from the earth. It does not contain plastic and is completely recyclable.

IGIENICA

La ceramica è uno dei materiali più igienici, non fa odore, si pulisce facilmente con tutti i prodotti per la pulizia della casa.

HYGIENIC

Ceramic is one of the most hygienic of all materials. It's odourless and easy to clean using any household detergent.

DURA A LUNGO

La ceramica è un materiale duraturo, inalterabile, si pulisce facilmente ed è sempre come nuovo anche col passare del tempo.

LONG-LASTING

Ceramic is a durable and hard-wearing material. It's easy to clean and always looks as good as new.



NON BRUCIA

In caso di incendio, la ceramica non rilascia sostanze nocive, né per l'uomo né per l'ambiente, perché non brucia.

IT DOES NOT BURN

It does not burn and in the event of fire does not release substances that are harmful to people or the environment.

RESISTENTE

La ceramica è un materiale forte perché non si deforma, non gela e resiste ai detergenti chimici più aggressivi.

RESISTANT

Ceramic is a strong material that does not change shape or freeze and is resistant to even the most aggressive chemical detergents.

VERSATILE

La ceramica, con la sua infinita varietà di formati e superfici, è adatta per ogni ambiente, ideale per pavimenti e pareti, per piani di lavoro e tavoli.

VERSATILE

With its infinite variety of sizes and surfaces, ceramic is suitable for any application, whether floors or walls, countertops or tables.

STABILE

Un pavimento in ceramica è pratico e stabile e si posa facilmente nei negozi, nei ristoranti, negli uffici e in ogni tipo di locale.

STABLE

A ceramic floor is practical, stable and can be easily skillfully installed in shops, restaurants, offices and surfaces of all kinds.

LA CERAMICA. UNA SCELTA SICURA ANCHE IN ESTERNO. CERAMIC. A SAFE CHOICE EVEN OUTDOORS.



La ceramica è il materiale ideale per ogni tipo di applicazione.

È perfetta per terrazzi, camminamenti e verande e consente continuità tra interni ed esterni. Può essere carrabile, impiegata per piscine e solarium e anche come facciata di edifici.

Grazie alla buona conducibilità termica è la soluzione ideale per il riscaldamento a pavimento e può essere utilizzata negli uffici e negli edifici storici per le pavimentazioni sopraelevate.

È idonea come superficie d'appoggio in cucina e in bagno, come anta di mobili, tavoli, porte e complementi d'arredo.

La ceramica è una scelta sicura.

Ceramic is the ideal material for any application.

It is perfect for terraces, walkways and verandas and ensures continuity between interiors and exteriors. It can be driven over and used for swimming pools, solariums and building façades.

Its good thermal conductivity makes it the ideal solution for underfloor heating and it is also suitable for raised floors in offices and historic buildings.

It can be used as a countertop in kitchens and bathrooms and for cupboard doors, tables, doors and furnishing accessories.

Ceramic is a safe choice.

Destinazioni d'uso - Intended uses



VERANDE E TERRAZZI

La ceramica è perfetta per terrazzi, camminamenti e verande, anche in continuità estetica con gli interni.

VERANDAS AND TERRACES

Ceramic is perfect for terraces, pathways and verandas, even in continuous indoor-outdoor solutions.

PAVIMENTI SPESSORATI

Nelle versioni ad alto spessore, la ceramica resiste ai carichi più elevati e può essere posata senza collanti su erba, ghiaia e sabbia.

THICK FLOORS

Thick ceramic tile withstands even the heaviest loads and can be laid over grass, gravel and sand without adhesives.

PISCINE E SPA

La ceramica offre infinite soluzioni per piscine, solarium e spa, e può essere utilizzata sui bordi e all'interno della vasca.

POOLS AND SPAS

Ceramic tile offers a range of solutions for pools, solariums and spas and can even be used in the pool itself.

FACCIE ESTERNE

La ceramica resiste agli agenti atmosferici e ai raggi UV ed è quindi perfetta per il rivestimento di facciate esterne, anche con pareti ventilate che ottimizzano il comfort termico degli edifici.

OUTDOOR FAÇADES

Ceramic tile resists atmospheric agents and UV radiation, making it the perfect covering for outdoor façades, even on ventilated walls designed for thermal comfort.



RISCALDAMENTO A PAVIMENTO

Grazie alla sua buona conducibilità del calore, la ceramica è ideale per il riscaldamento a pavimento di ogni tipo di ambiente.

HEATED FLOORS

Thanks to its excellent thermal conductivity, ceramic tile is ideal for use on heated floors in all rooms.

PAVIMENTI SOPRAELEVATI

I pavimenti sopraelevati in ceramica consentono un utilizzo pratico e sicuro in uffici, negozi ed edifici storici, sia all'interno che all'esterno.

RAISED FLOORS

Raised ceramic tile floors are practical and safe for offices, shops and historic buildings, both indoors and outdoors.

PIANI LAVORO

La ceramica può rivestire ogni superficie con soluzioni su misura. In cucina, è ideale per piani lavoro e contenitori. In bagno, per top e lavabi coordinati con pavimenti e pareti.

COUNTERTOPS

Ceramic tile provides custom solutions for all kinds of surfaces. In the kitchen, it's ideal for countertops and storage tops. In the bathroom, for coordinating tops and washbasins with the walls and floor.

ARREDI INTERNI

La ceramica è una finitura di prestigio per tavoli, tavolini, banchi reception, porte, pareti di arredo e tante altre applicazioni dal design innovativo e contemporaneo.

INTERIOR DESIGN

Ceramic tile gives a prestigious finish to tables, reception counters, decorative doors and walls and many other applications.

simbologia caratteristica tecniche - grès porcellanato smaltato . symboles technical characteristics - grès porcellanato smaltato . symboles des caractéristiques techniques - grès cérame émaillé . symbole technischen eigenschaften - glasiertes feinsteinzeug



CARATTERISTICHE TECNICHE TECHNICAL CHARACTERISTICS CARACTÉRISTIQUES TECHNIQUES TECHNISCHE MERKMALE		NORMA DI RIFERIMENTO REFERENCE STANDARD NORME DE REFERENCE PRÜFMETHODE	VALORE RICHIESTO REQUIRED VALUE VALEUR REQUISE SOLLWERT	VALORE MEDIO IL CAVALLINO AV. IL CAVALLINO VALUE VALEUR MOYENNE IL CAVALLINO MITTLERER IL CAVALLINO-WERT
	DIMENSIONI DIMENSIONS DIMENSIONS ABMESSUNGEN	ISO 10545-2	CONFORME COMPLIANT CONFORME KONFORM	CONFORME COMPLIANT CONFORME KONFORM
	ASSORBIMENTO D'ACQUA WATER ABSORPTION ABSORPTION D'EAU WASSERAUFNAHME	ISO 10545-3	≤ 0,5 %	CONFORME COMPLIANT CONFORME KONFORM
	RESISTENZA A FLESSIONE MODULUS OF RUPTURE RESISTANCE A LA FLEXION BIEGEFESTIGKEIT	ISO 10545-4	MODULUS OF RUPTURE R ≥ 35 N/MM ² BREAKING STRENGTH S ≥ 1300 N	CONFORME COMPLIANT CONFORME KONFORM
	RESISTENZA ALL'ABRASIONE ABRASION RESISTANCE RÉSISTANCE À L'ABRASION ABRIEBBESTÄNDIGKEIT	ISO 10545-7	PEI SOLO PER PIASTRELLE SMALTATE ONLY FOR GLAZED TILES	
	DILATAZIONE TERMICA LINEARE LINEAR THERMAL EXPANSION DILATATION THERMIQUE LINEAIRE LINEARE WÄRMEAUDEHNUNG	ISO 10545-8	≤ 9x10 ⁻⁵ °C ⁻¹	CONFORME COMPLIANT CONFORME KONFORM
	RESISTENZA AGLI SBALZI TERMICI THERMAL SHOCK RESISTANCE RESISTANCE AUX ECARTS DE TEMPERATURE ITEMPERATURWECHSELBESTÄNDIGKEIT	ISO 10545-9	RESISTENTE RESISTANT RESISTANT BESTÄNDIG	RESISTENTE RESISTANT RESISTANT BESTÄNDIG
	RESISTENZA AL GELO FROST RESISTANCE RESISTANCE AU GEL FROSTBESTÄNDIGKEIT	ISO 10545-12	RESISTENTE RESISTANT RESISTANT BESTÄNDIG	RESISTENTE RESISTANT RESISTANT BESTÄNDIG
	RESISTENZA AGLI ACIDI ED ALLE BASI ACID AND ALKALI RESISTANCE RESISTANCE AUX ACIDES ET AUX BASES SÄURE- UND LAUGENBESTÄNDIGKEIT	ISO 10545-13	CLASS GB MIN.	LOW CONCENTRATION GLA HIGH CONCENTRATION GHA
	RESISTENZA ALL'ATTACCO CHIMICO CHEMICAL RESISTANCE RESISTANCE À L'ATTAQUE CHEMIQUE CHEMISCHE BESTÄNDIGKEIT	ISO 10545-13	CLASS GB MIN.	GA
	RESISTENZA ALLE MACCHIE STAIN RESISTANCE RESISTANCE AU TACHES FLECKENBESTÄNDIGKEIT	ISO 10545-14	CLASS 3 MIN.	5
	COEFFICIENTE DI ATTRITO (SCIVOLosità) FRICTION COEFFICIENT (SLIPPERINESS) COEFFICIENT DE FRICTION (GLISSEMENT) REIBUNGSKOEFFIZIENT (RUTSCHIGKEIT)	BCR - ITALIA DM DEL 14-06-89 DRY RUBBER 0,62 WET RUBBER 0,51 DRY LEATHER 0,62	ASTM - USA ASTM C1028 DRY NEOLYTHE 0,69 WET NEOLYTHE 0,62	DIN - GERMANIA DIN 51130 R9-R12 A+B+C ZH 1/571
THE PRODUCTS HAVING AN ABSORPTION < 0,5% ARE CLASSIFIED ACCORDING THE UNI CEN STANDARDS "FULLY VITRIFIED TILES" AND ACCORDING TO THE ASTM STANDARDS "IMPERVIOUS TILES"				

coefficiente di attrito (scivolosità) - grès porcellanato . coefficient of friction (slipperiness) - porcelain stoneware . coefficient de frottement (antidérapant) - grès cérame . rutschfestigkeit - feinsteinzeug

La scivolosità di un pavimento è legata alla sicurezza della deambulazione e rappresenta, pertanto, un requisito fondamentale dei pavimenti stessi. Il coefficiente di scivolosità, indicato dal valore "R", si riferisce ad un metodo previsto dalle norme tedesche DIN 51130 e 51097, che classificano i prodotti in base al loro coefficiente d'attrito, in funzione delle esigenze specifiche di un determinato ambiente.

A seconda del livello di scivolosità, che può essere legato all'uso di particolari sostanze in determinati spazi di lavoro, o alla presenza di acqua, è obbligatorio, in base alla normativa, l'impiego di un materiale a pavimento in grado di creare un notevole attrito tra le superfici a contatto, capace quindi di limitare la pericolosità dello stesso per le persone. Quanto più alto è il coefficiente d'attrito, tanto minore è la scivolosità.

La normativa distingue la scivolosità delle superfici calpestabili per le zone ove si cammini con piedi calzati (R9-R13), e per quelle a calpestio a piedi nudi (A,B,C).

Secondo il metodo di misura previsto dalla DIN 51130, vengono distinte le seguenti classi di scivolosità e le indicazioni dei rispettivi ambienti di utilizzo:

- R9 - zone di ingresso e scale con accesso all'esterno; ristoranti e mense; negozi; ambulatori; ospedali; scuole.
- R10 - bagni e docce comuni; piccole cucine di esercizi per la ristorazione; garage e sotterranei.
- R11 - ambienti per la produzione di generi alimentari; medie cucine di esercizi per la ristorazione; ambienti di lavorazione con forte presenza di acqua e fanghiglia; laboratori; lavanderie; hangar.
- R12 - ambienti per la produzione di alimentari ricchi di grassi come latticini e derivati; olio e salumi; grandi cucine di esercizi per la ristorazione; reparti industriali con impiego di sostanze scivolose; parcheggi auto.
- R13 - ambienti con grosse quantità di grassi; lavorazione degli alimenti.

Per gli ambienti in presenza d'acqua, dove sia prevista la deambulazione a piedi scalzi, il pavimento deve rispondere con prestazioni ancora più restrittive. Queste si possono misurare in base alla normativa DIN 51097, e si classificano nei gruppi di valutazione A, B, C secondo un valore crescente:

- A - spogliatoi; zone di accesso a piedi nudi; etc.
- B - docce; bordi di piscine; etc.
- C - bordi di piscine in pendenza, scale immerse; etc.

The slipperiness of a floor relates to how safe it is to walk on and, for this reason, is a fundamental feature of the floor itself. Slipperiness is indicated by the R-value, which refers to a method required by the German DIN 51130 and 51097 standards, which classify products based on their coefficient of friction, as a function of the specific needs of a certain space. Depending on the level of slipperiness, which could be linked to the use of specific substances in certain work areas, or the presence of water, the standards require the use of flooring materials capable of creating a significant level of friction between contact surfaces to limit its danger for people. The greater the coefficient of friction, the lower its slipperiness.

The standard distinguishes the slipperiness of treadable surfaces between areas where one walks wearing shoes (R9-R13) and those where one walks barefoot (A, B and C).

The measurement method required by the DIN 51130 standard defines the following slipperiness classes and indicates their respective environments of use:

- R9 - entrance areas and stairs with access to the outside, restaurants and cafeterias, stores, clinics, hospitals and schools.
- R10 - common bathrooms and showers, small kitchens in foodservice businesses, garages and cellars.
- R11 - food-production areas, medium-sized kitchens in foodservice businesses, processing environments with a high presence of water and sludge, workshops, laundries and hangars.
- R12 - areas for the production of fatty foods such as dairy products and derivatives, oils and deli meats, large kitchens in foodservice businesses, industrial departments where slippery substances are used and parking lots.
- R13 - areas with large quantities of fats and food processing.

For wet areas where people will be walking barefoot, the floor must meet even stricter requirements. These can be measured based on the DIN 51097 standard and are classed in groups A, B, C with increasing values:

- A - locker rooms, areas where people go barefoot, etc.
- B - showers, swimming pool sides, etc.
- C - sloping swimming pool sides, submerged ladders, etc.

Pouvoir marcher en toute sécurité sur un revêtement de sol est lié à la qualité antidérapante qu'il offre, ce qui fait de cette qualité une condition essentielle. Le coefficient de frottement, indiqué par la valeur "R", se réfère à des méthodes normatives allemandes DIN 51130 et 51097, qui classent les produits par rapport à leurs coefficients de frottement et en fonction des exigences spécifiques liées à l'espace équipé.

Selon le degré antidérapant requis qui dépend de l'utilisation de substances particulières dans certains espaces de travail ou de la présence d'eau, il est obligatoire conformément à la réglementation d'utiliser un revêtement de sol en mesure de créer un coefficient de frottement important entre les surfaces en contact, et donc de limiter le danger de glissade pour les personnes. Plus le coefficient de frottement est élevé, plus le danger de glissade est réduit.

La réglementation distingue les surfaces antidérapantes praticables chaussures aux pieds (R9-R13) de celles praticables pieds nus (A,B,C).

Selon la méthode de mesure par la norme DIN 51130, on définit plusieurs classifications de surfaces antidérapantes et leurs caractéristiques, comme suit zones d'utilisation:

- R9 - entrées et escaliers avec accès sur l'extérieur; restaurants et cantines; magasins; chirurgie ambulatoire; hôpitaux; écoles.
- R10 - salles de bain et douches communes; petites cuisines d'entreprise; garage et souterrains.
- R11 - zones dédiées à la production alimentaire; petites cuisines d'entreprise; environnements professionnels avec une forte présence d'eau et de boue; laboratoires; laveries; hangars.
- R12 - zones dédiées à la production alimentaire riches en matières grasses comme les laitages et produits dérivés; producteurs d'huiles et charcuteries; grandes cuisines d'entreprise; services industriels utilisant des substances glissantes; parking automobiles.
- R13 - zones dédiées à de grandes quantités de matières grasses; traitement des aliments.

Pour les zones où la présence d'eau et la marche pieds nus sont inévitables, le revêtement de sol doit répondre à des conditions encore plus restrictives. Ces restrictions se mesurent conformément à la norme DIN 51097 et sont classifiées dans des groupes d'évaluation A, B, C dans un ordre croissant:

- A - vestiaires; zones accessibles pieds nus; etc.
- B - douches; bords de piscines; etc.
- C - bords de piscines en pente, escaliers immergés; etc.

Die Rutschfestigkeit eines Fußbodens ist eng mit der Gehsicherheit verbunden und stellt demnach eine grundlegende Voraussetzung für die Fußböden selbst dar. Der Rutschfestigkeitskoeffizient, der mit dem Wert "R" angezeigt ist, bezieht sich auf eine von den deutschen Richtlinien DIN 51130 und 5107 vorgesehene Methode. Diese Richtlinien klassifizieren die Produkte nach ihrer Rutschfestigkeit, je nach den spezifischen Anforderungen eines bestimmten Ambiente. Je nach dem Grad der Rutschigkeit, die von der Verwendung von besonderen Substanzen in bestimmten Arbeitsbereichen oder von dem Vorkommen von Wasser abhängig sein kann, muss gemäß der Richtlinie ein Fußbodenmaterial eingesetzt werden, das zwischen den Kontaktflächen eine hohe Rutschfestigkeit garantiert und demnach die Rutschgefahr für Personen einschränkt. Je höher der Rutschfestigkeitskoeffizient, desto geringer ist die Rutschgefahr.

Die Richtlinie unterscheidet zwischen den Flächen für Bereiche, die mit Schuhwerk begangen werden (R9-R13), und den Flächen, die barfuß genutzt werden (A,B,C).

Gemäß der von der Richtlinie DIN 51130 vorgesehene Messmethode werden die folgenden Rutschfestigkeitsklassen und die Anweisungen der entsprechenden Räumlichkeiten unterschieden:

- R9 - Eingangs- und Treppenbereiche mit direktem Zugang zum Außenbereich; Restaurants und Kantinen; Geschäfte; Praxen; Krankenhäuser; Schulen.
- R10 - Gemeinschaftsbäder und -duschen; kleine Betriebsküchen im Gastronomiebereich; Garagen und Keller.
- R11 - Bereiche für die Lebensmittelproduktion; mittelgroße Betriebsküchen im Gastronomiebereich; Verarbeitungsbereiche mit starkem Wasser- und Schlammvorkommen; Labors; Wäschereien; Flugzeughallen.
- R12 - Bereiche für die Produktion von fetten Lebensmitteln, wie Milchprodukte und Folgeprodukte; Öl und Wurstwaren; große Betriebsküchen im Gastronomiebereich; Industrieabteilungen, in den schmierige Substanzen verwendet werden; Parkplätze.
- R13 - Bereiche, die fettigen Stoffen ausgesetzt sind; Lebensmittelverarbeitung.

In barfuß genutzten Räumlichkeiten mit hohem Wasservorkommen muss der Fußboden noch strengeren Einschränkungen unterzogen werden. Diese können je nach der Richtlinie DIN 51097 berechnet und mit zunehmendem Wert in die Bewertungsgruppen A, B, C unterteilt werden:

- A - Umkleideräume; barfuß zu begehende Eingangsbereiche; etc.
- B - Duschräume; Schwimmbeckenränder; etc.
- C - Geneigte Schwimmbeckenränder, Unterwasserstufen; etc.



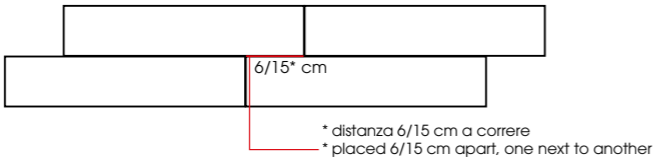
angolo angle . inclinaison . winkel	classificazione classification . classification bewertungsgruppe	destinazione d'uso intended use . utilisation prévue . bestimmungszweck
 α < 6°	Non classificato Unclassified Non classé Nicht bewerte	
 6° ≤ α ≤ 10°	R 9	Zone ingresso e scale con accesso dall'esterno. Ristoranti e mense, negozi, ambulatori, ospedali, scuole. Entrances and staircases with outdoor access. Restaurants and canteens, shops, clinics, hospitals, school. Zones d'entrée et escaliers avec accès de l'extérieur. Restaurants et cantines, magasins, cabinets de consultation, hôpitaux et écoles.
 10° ≤ α ≤ 19°	R 10	Bagni e docce comuni, piccole cucine ed esercizi per la ristorazione, garage e sotterranei. Communal bathrooms and showers, small kitchens and catering outlets, garages and basements. Toilettes et douches communes, petites cuisines pour l'exercice de la restauration, garages et sous-sols. Badezimmer und Gemeinschaftsduschen, kleine Küchen und Betriebe für die Restauration, Garagen und Untergeschoße.
 19° ≤ α ≤ 27°	R 11	Ambienti per la produzione di generi alimentari. Medie cucine di esercizi per la ristorazione. Ambienti di lavoro con forte presenza acqua e fanghiglia, laboratori, lavanderie, hangar. Food production facilities. Medium-sized restaurant kitchens. Working environments with large amounts of water and mud, laboratories, laundries and hangars. Locaux pour la production de denrées alimentaires. Cuisines de dimensions moyennes pour l'exercice de la restauration. Lieux de travail avec forte présence d'eau et de boue, laboratoires, teintureries et hangars. Arbeitsbereiche mit stark vorhandenem Wasser und Schlamm, Labors, Wäschereien, Hangars.
 27° ≤ α ≤ 35°	R 12	Ambienti per la produzione di alimenti ricchi di grassi come latticini e derivati, olii e salumi. Grandi cucine per la ristorazione. Preparati industriali con impiego di sostanze scivolose. Parcheggi auto. Environments for the production of high-fat foods such as dairy products, oils and cured meats. Large restaurant kitchens. Industrial facilities making products using slippery substances. Car parks. Locaux pour la production de denrées alimentaires riches en matières grasses telles que charcuteries et huiles. Grandes cuisines pour l'exercice de la restauration. Ateliers industriels avec emploi de substances glissantes. Parcs de stationnement autos. Bereiche für die Produktion fettreicher Lebensmittel wie Milchprodukte und milchnebenprodukte, Öle und Wurstwaren. Großküchen für die Restauration. Industrielle Zubereitungen mit Einsatz rutschiger Stoffe. Autoparkplätze.
 α ≥ 35°	R 13	Ambienti con grossa quantità di grassi. Lavorazione degli alimenti. Environments with large quantities of fats and grease. Food processing. Locaux avec grande quantité de grasses. Locaux de transformation des aliments. Bereiche mit großen Fettmengen. Lebensmittelbearbeitung.

consigli di posa - grès porcellanato . laying recommendations - porcelain stoneware

Di seguito indichiamo alcuni consigli per valorizzare le caratteristiche dei nostri prodotti in fase di posa. In preparazione alla posa, si raccomanda di controllare il tono, il calibro e la scelta. L'utilizzo di materiale diverso da quello ordinato o difettoso significa l'accettazione delle caratteristiche qualitative ed esclude contestazioni. Non saranno accettati reclami su materiale già posato con difetti visibili prima della posa.

Il nostro materiale è deliberatamente prodotto e scelto con leggere differenze di tonalità che esaltano gli effetti delle grafiche e dei colori. Un accorgimento basilare per la posa del nostro prodotto è quello di alternare con cura le differenti tonalità prelevando le piastrelle a gruppi di 3 o 4 per volta da almeno cinque scatole diverse, in particolare per l'utilizzo di serie con un grado di stonalizzazione e miscelazione cromatica uguale o superiore al valore V2. Raccogliamo di disporre le venature delle piastrelle in modo da ottenere il migliore effetto estetico e cromatico distribuendo in modo armonioso le diverse nuance di colore che si evidenziano controllando il risultato di tanto in tanto, osservando da opportuna distanza una porzione di lavoro eseguita. Durante le operazioni di posa, soprattutto nella posa a formati misti, adottare una fuga minima di 7 mm.

Per la posa di materiali rettificati è comunque sempre indispensabile mantenere una fuga minima di 2/3 mm da una piastrella all'altra usufruendo di stucchi e sigillanti di colore coordinato a quello del materiale. Nella posa di materiali rettificati rettangolari, è importante evitare di far collimare i vertici di una piastrella con la metà delle altre, al fine di sopprimere alle eventuali imperfezioni di planarità presenti comunque in tutti i grandi formati. Trattandosi di materiale tagliato e rettificato, per evitare questo problema, è consigliabile posare il materiale a corere, con intervallo da 6 a 15 cm fra ogni piastrella come da schema sotto riportato (v. disegno). È fortemente auspicabile affidare la posa a personale esperto che, dopo aver verificato la corretta planarità della caldana e la qualità del materiale, contribuirà alla impeccabile esecuzione dell'incarico.



Per quanto riguarda la posa all'esterno è opportuno seguire accuratamente alcuni accorgimenti:

1) Suddivisione della pavimentazione in "maglie" di superficie ridotta, mediante giunti di dilatazione; si consiglia, ogni 5/10 mq, di posizionare il giunto seguendo le più probabili linee di scarico delle tensioni da dilatazione termiche.

2) Creare opportuni drenaggi nel sottofondo nonché pendenza (almeno 1%) e planarità della superficie onde evitare il ristagno dell'acqua sia nel sottofondo che in superficie.

3) Il massello deve essere gettato su uno strato impermeabilizzante, di uno spessore di almeno 5 cm.

4) Prima della posa assicurarsi che non permangano zone a grossa infiltrazione di umidità, tubazioni e canalizzazioni siano ben protette e issate e siano terminati i lavori edili più grossi.

5) Si devono utilizzare sia collanti che materiali per le fughe idonei alla posa all'esterno quindi idrorepellenti. La fuga non deve essere inferiore ai 7 mm.

6) Per evitare infiltrazioni di acqua in corrispondenza delle stuccature sarebbe opportuno impregnare le stesse con liquido impermeabilizzante.

Consigliamo molta attenzione nell'uso di materiali fuganti in quanto i coloranti in essi contenuti possono macchiare le superfici smaltate. Durante la posa è necessario non segnare il materiale sulla superficie di utilizzo con matite (grafite) o pennarelli indelebili, in particolar modo per prodotti lappati.

Suggeriamo infine di adattarsi al sistema di posa R.L.S. (Raimondi Levelling System) per il quale vi forniamo le seguenti indicazioni.

Il sistema R.L.S.

Il sistema R.L.S. rivoluziona il mondo della posa garantendo di ottenere con semplicità e rapidità pavimenti perfettamente livellati eliminando i dislivelli tra le piastrelle. R.L.S. è perfetto per grandi formati e piastrelle "ultrasottili" (3/5 mm).

R.L.S. è composto di 3 elementi: base, cuneo, pinza. Le basi sono disponibili in due diverse versioni: per piastrelle di spessore compreso tra i 3 e i 12 mm; le piastrelle di spessore compreso tra 12 e 20 mm. Il cuneo è unico per entrambi le basi ed è riutilizzabile infinite volte. La pinza regolabile è disponibile in versione per posa a pavimento e in versione per posa a rivestimento ed è consigliata per inserire con facilità i cunei nelle basi; ottimizzando al contempo la pressione esercitata sulla piastrella. La pinza è unica indipendentemente dallo spessore della piastrella.

COME SI USA

Posizionamento del supporto:

1) Dopo aver steso l'adesivo inserire il supporto al di sotto delle piastrelle in corrispondenza dei 4 lati.

2) In funzione del formato della piastrella posizionare uno o più supporti per ogni lato della piastrella.

3) Posizionare la piastrella e batterla con martello in gomma.

Inserimento del cuneo:

1) Inserire il cuneo nella feritoia del supporto facendo attenzione a non superare il punto di rottura.

2) Per agevolare l'inserimento del cuneo si consiglia l'uso della pinza a trazione regolabile.

Eliminazione del supporto:

A maturazione avvenuta, la parte sporgente del supporto si separa dalla base battendo, nella direzione della linea di fuga, con un martello in gomma o col piede.

Per maggiori informazioni è disponibile un esaustivo video sul sistema R.L.S. nella sezione Video del sito: www.raimonditensili.it

Raimondi . Via dei Tipografi, 11 - 41122 Modena (Italy) - Tel. +39 059 280 888 / Fax +39 059 282 808 www.raimonditensili.it - raiutens@raimonditensili.it



Avvertenze

Lavaggio e pulizia dopo posa

Il lavaggio dopo posa è una fase di fondamentale importanza per tutti gli interventi successivi e per la manutenzione. La rimozione inadeguata o tardiva dei residui della stuccatura utilizzata per le fughe, può lasciare alonature difficili da rimuovere e creare sulla pavimentazione un film cementizio capace di assorbire ogni forma di sporco, dando così l'impressione che sia il materiale a sporcarsi.

Con il lavaggio dopo posa:

1) Si eliminano i residui di posa (malta, colla, vernice, sporco da cantiere di varia natura).

2) Si rimuovono eventuali residui superficiali del materiale.

È bene sapere che oltre il 90% delle contestazioni in cantiere è dovuta ad un cattivo, o addirittura inesistente, lavaggio dopo posa.

1) NON SI ACCETTANO CONTESTAZIONI PER MATERIALE POSATO

2) CONTROLLARE TONO, CALIBRO, SCELTA E PLANARITÀ PRIMA DELLA POSA DEL MATERIALE

3) LE MACCHINE ELETTRONICHE CHE STABILISCONO IL CALIBRO SONO TARATE CON UNA TOLLERANZA DI 1,2 MM

4) IL MATERIALE DEVE ESSERE POSATO CON UN MINIMO DI FUGA DI 3 MM. IL MATERIALE RETTIFICATO DEVE ESSERE POSATO CON UNA FUGA MINIMA DI 2 MM.

Le serie Terre Toscane e Camelot devono essere posate con una fuga di 5 mm.

Below, we provide some recommendations for enhancing the features of our products during laying. Before laying, we recommend that you check the colour, size and quality. The use of materials that are different than you ordered, or defective, indicates acceptance of the quality of the materials and rules out claims. We will not accept claims regarding installed materials with defects that were visible before laying.

Our materials are deliberately produced and selected with slight tonal variations that enhance the effects of the graphics and colours. On basic technique for installing our products is to carefully alternate different tones by picking tiles in groups of 3 or 4 from at least five different boxes and, especially, the use of series with a degree of tonal variation and chromatic mixing equal to, or greater than, a value of V2. We recommend that you orient the grain of the tiles to obtain the best aesthetic and chromatic effect by harmoniously distributing the different colour nuances that can be seen by checking the results from time to time, looking at a portion of the floor from a suitable distance. During laying and especially when laying mixed sizes, use minimum joint spacing of 7 mm. When installing rectified materials it is indispensable, in any case, to maintain a minimum joint space of 2-3 mm between tiles, using stuccos and sealants whose colour is coordinated with that of the material. When installing rectangular rectified materials, it is important to avoid placing the vertex of one tile near the middle of the others in order to compensate for any imperfections of planarity that are, in any case, present in all the large sizes. Since this is cut and rectified material, to avoid this problem, we recommend that you lay the material longitudinally, with a space of 6 to 15 cm between each tile, as shown below (see drawing). We strongly recommend that laying be performed by expert personnel who, after checking the correct planarity of the concrete slab and the quality of the material, will be able to install it in the best way possible.

As for an outside laying, we recommend that you carefully use several techniques:

1) Divide the floor into "grids" of smaller surface areas using dilation joints; we recommend placing a joint every 5-10 m² following the most probable lines for discharging the tensions of thermal dilations.

2) Create suitable drainages in the foundation as well as a slope (of at least 1%) and a flat surface in order to avoid pools of water on both the foundation and the surface.

3) The concrete slab must be cast on a waterproofing layer at least 5 cm thick.

4) Before laying, make sure there are no areas with large infiltrations of humidity, that pipes and channels and well-protected and that the larger construction works have been completed.

5) You must use mastics and grouts that are suitable for external use and, thus, waterproof. The joint space between tiles must not be less than 7 mm.

6) To avoid water infiltrating the grout, it is a good idea to impregnate it with waterproofing liquid.

We recommend care in the use of grouts because their colourings can stain glazed surfaces. During laying, the surface of the material must not be marked with pencil (graphite) or indelible marker, especially honed products.

Our recommendation is to follow the laying pattern R.L.S. (Raimondi Levelling System) for which we provide the following information.

R.L.S. System

Raimondi Levelling System (R.L.S.) is a revolution in the tile setting. In addition to ensuring the proper leveling of tiles, this system helps to speed up the tile setting process. R.L.S. is strongly recommended when installing flexible, large format, heavy or low-thickness tiles (3/5 mm; 1/8" - 3/16").

R.L.S. is made up of three elements: clips (spacers), wedges and pliers. Clips are available in two different versions: for tiles from 3 up to 12 mm thickness (1/8" - 1/2"); for tiles from 12 up to 20 mm thickness (1/2" - 3/4"). The wedge works for both clip sizes and it is re-usable virtually forever. Special traction-adjustable pliers are available in two different versions: for floor or for wall coverings. The use of the pliers is suggested for facilitating and speeding up the insertion of the wedge in the clips. It also optimizes the pressure on the tile. R.L.S. is the easiest and quickest to remove leveling system: it is enough to kick the spacers to remove the unnecessary part from the installed floor. No tool required.

HOW TO USE

How to set the support:

1) After having spread the adhesive, insert the clip (base/support) underneath the tiles and along the 4 sides.

2) According with tiles size, set one or more clips on every side of the tile.

3) Set the tile and beat it with a rubber mallet.

How to insert the wedge:

1) Insert the wedge in the clip (base) slot paying attention not to pass the breakpoint.

2) To facilitate this operation, the use of the special traction-adjustable-pliers is recommended.

How to remove the support:

Once the adhesive is set, the protruding part of the support, has to be removed by separating it from the clip/base.

This can be done with a rubber mallet or even with feet. Beat parallel to the joint.

For further info please watch the exhaustive video of the R.L.S. on web site: www.raimonditensili.it

Warnings

Washing and cleaning after laying

Washing after laying is of fundamental importance for all subsequent steps and maintenance.

The inadequate or late removal of the grout used for joints can leave difficult to remove halos and create a cement film on the floor that can absorb all types of dirt, leaving the impression that the material is dirty.

Washing after laying:

1) Eliminates laying residues (grout, glue, varnish and various kinds of job site dirt).

2) Removes any surface residues of the material.

You should know that over 90% of job site complaints are due to poor, or actually non-existent, washing after laying.

1) NO CLAIMS WILL BE ACCEPTED FOR LAID MATERIALS

2) CHECK THE SHADE, WORKSIZE, SELECTION AND THE WARPAGE BEFORE LAYING THE MATERIAL

3) ELECTRONIC MACHINES THAT SET THE WORKSIZE ARE CALIBRATED WITH A TOLERANCE OF 1.2 MM

4) THE MATERIAL MUST BE LAID WITH A MINIMUM JOINT OF 3 MM. THE RECTIFIED MATERIAL MUST BE LAID WITH A MINIMUM JOINT OF 2 MM.

The Terre Toscane e Camelot series (thin paving bricks) must be laid with a joint of 5 mm.

consigli per la stuccatura e la pulizia dopo posa

La pulizia finale dell'eventuale velo polveroso di stucco dalla superficie si esegue a completa stagionatura dello stucco cementizio (almeno 36-48 ore), eseguendo una pulizia con detergente acido applicabile a mano (spugna o stracci) oppure a macchina (monospazzola) attenendosi scrupolosamente ai consigli di seguito riportati.

1. Prodotti consigliati.

Si consiglia di utilizzare una soluzione acida ad azione tamponata, diluita 1:5

(1 litro in 5 di acqua calda) in acqua possibilmente calda

Quantità d'uso: 6 litri soluzione acida per 100m².

Evitare assolutamente l'utilizzo di acidi da ferramenta diluiti (per il loro rilascio di fumi nocivi e per la loro azione "bruciante" nei confronti dei giunti).

2. Modalità di esecuzione.

a - Bagnare con acqua solamente lo stucco cementizio in modo da proteggerlo da una eventuale azione corrosiva della soluzione acida diluita;

b - Distribuire uniformemente la soluzione acida diluita utilizzando un normale mop-lavapavimenti (mocia) o uno straccio ruvido per ambienti residenziali oppure frizionando con monospazzola rotante per grandi superfici;

c - Lasciare agire per qualche minuto, in funzione dell'intensità dello sporco;

d - Intervenire energicamente con spugna commerciale scotch-brite o con lo spazzolone;

e - Raccogliere il residuo con stracci oppure con aspiraliquidi.

f - Risciacquare abbondantemente con acqua calda pulita, ripetendo l'operazione anche più volte sino alla eliminazione di qualsiasi alonatura o residuo negli interstizi.

Eseguire una precisa e corretta pulizia del prodotto ceramico è di fondamentale importanza per mantenerne nel tempo l'originaria lucentezza e bellezza. Si raccomanda pertanto di seguire con attenzione le indicazioni seguenti.

A) PULIZIA "DOPO-POSA" IN CANTIERE

Il lavaggio iniziale delle piastrelle nel "dopo-posa" in cantiere è una fase di fondamentale importanza.

È infatti in questo momento che è possibile rimuovere agevolmente dalle piastrelle tutti i residui dei materiali usati per la posa e/o della stuccatura delle fughe della piastrella stessa.

Si tratta di residui di varia natura che, se lasciati "asciugare e/o seccare" sulle piastrelle, soprattutto in quelle caratterizzate da una superficie strutturata più o meno accentuata potrebbero diventare difficili da rimuovere successivamente. Si raccomanda sempre la massima attenzione alla scelta dell'agente pulente per non alterare irrimediabilmente il grado di lucentezza e brillantezza della piastrella posata.

Pulizia del pavimento stuccato con "Stucchi cementizi a base d'acqua"

Come già accennato, con il lavaggio "dopo-posa" si rimuovono i residui di cemento, stucchi cementizi, salintri, colle ed eventuali residui superficiali del materiale di varia natura. In questa fase il pavimento deve essere lavato con detergenti a base di acidi tamponati entro almeno 3-4 giorni dopo la posa e mai oltre i 10 giorni.

NB: Per i prodotti caratterizzati da superfici strutturate e/o antiscivolo si raccomanda, viste le asperità della struttura, di sporcare il meno possibile la superficie della piastrella durante le fasi della posa e di pulire bene subito dopo la stuccatura gli eccessi di materiali utilizzati con una spugna bagnata in acqua pulita. Si raccomanda altresì di eseguire la procedura sotto-descritta il prima possibile e comunque prima dei su citati 3-4 giorni massimi dal "dopo-posa".

Procedere come segue:

Preparare il detergente come indicato in etichetta (si consiglia di effettuare prove preliminari su piastrelle non posate per verificare l'inalterabilità della superficie della piastrella)

2) Bagnare preventivamente il pavimento con acqua pulita

3) Stendere la soluzione sulle piastrelle lasciando che agisca per qualche minuto

4) Passare la monospazzola utilizzando dischi appropriati (verdi per le superfici strutturate e rosso per le non strutturate) o una paglietta (verde per le superfici strutturate e rossa/marrone per le non strutturate) strofinando energicamente la superficie delle piastrelle.

5) Risciacquare abbondantemente con acqua pulita aspirando il liquido

PULIZIA FINE CANTIERE STUCCO CEMENTIZIO	TIPO DI DETERGENTE	PRODOTTO	PRODUTTORE
		CEMENT REMOVER	FABER CHIMICA
	Detergente acido	KERANET	MAPEI
		DETERDEK	FILA

Pulizia del pavimento stuccato con "Stucchi epossidici"

Nel caso di utilizzo di stucchi epossidici, considerato che essi induriscono rapidamente in pochi minuti, il lavaggio "dopo-posa" deve essere eseguito con detergenti alcalini il più rapidamente possibile attenendosi scrupolosamente alle indicazioni e procedure d'utilizzo indicati in etichetta.

Procedere come segue:

1) Preparare il detergente come indicato in etichetta (si consiglia di effettuare prove preliminari su piastrelle non posate per verificare l'inalterabilità della superficie della piastrella)

2) Bagnare preventivamente il pavimento con acqua pulita

3) Stendere la soluzione sulle piastrelle lasciando che agisca per qualche minuto

4) Passare la monospazzola utilizzando dischi appropriati (verdi per le superfici strutturate e rosso per le non strutturate) o una paglietta (verde per le superfici strutturate e rossa/marrone per le non strutturate) strofinando energicamente la superficie delle piastrelle.

5) Risciacquare abbondantemente con acqua pulita aspirando il liquido

PULIZIA FINE CANTIERE STUCCO EPOSSIDICO	TIPO DI DETERGENTE	PRODOTTO	PRODUTTORE
		EPOXY REMOVER	FABER CHIMICA
	Detergente alcalino	FILA CR	10 FILA

B) PULIZIA QUOTIDIANA

La pulizia ordinaria può essere fatta con l'ausilio di normali detergenti neutri adatti alla pulizia delle superfici ceramiche, eventualmente diluendoli in acqua calda per aumentarne l'efficacia, attenendosi alle istruzioni in etichetta del produttore

recommendations for grouting and cleaning after installation

The final cleaning of any powdery layer of grout from the surface should be carried out when the grout is completely dry (at least 36-48 hours) by cleaning with acid-based detergents by hand (sponge or cloth) or by machine (single brush floor cleaning machine) paying close attention to the recommendations below.

1. Recommended products.

A buffered acid cleaner, diluted in a 1:5 ratio (1 liter in 5 liters of hot water) in hot water if possible is recommended.

Quantity: 6 liters of acid cleaner per 100m².

Avoid using diluted muriatic acid (due to the release of harmful fumes and the way it "burns" the joints).

2. Procedure

a - Wet the grout with water only in order to protect it from any corrosion from the diluted acid solution;

b - Distribute the diluted acid solution using a normal mop/floor-washer or a coarse rag for residential spaces, or with a single-brush floor washing machine for large surfaces;

c - Allow to act for several minutes depending on how dirty the surface is;

d - Clean vigorously with a commercial scotch-brite sponge or with a scrubber;

e - Wipe up any residue using cloths or with a wet/dry vacuum;

f - Rinse abundantly with clean warm water, repeating the operation several times until any marks or residue in the cracks is eliminated.

To maintain the original shine and beauty of your tiles after fixing, the correct cleaning procedures must be followed.

A) IMMEDIATE ACTION AFTER LAYING AND GROUTING:

Cleaning the tiles immediately after the initial fixing and, again after the grouting, is very important.

At this point thoroughly wash the surface and joints of the tile with clean water several times. This will ensure any residual adhesive or grout will not set on the surface of the tile causing cleaning difficulties later. This is particularly important when fixing tiles with a structured or non slip surface. When grouting tiles with a structured surface it is advisable to ensure grout does not get spread across the whole surface of the tile.

Secondary Cleaning:

Whilst thorough washing with clean water will remove residual adhesive and grout from the surface of the tile a proprietary acid based cleaning agent should be applied within 2-3 days of laying to completely clean the surface of the tile. When using secondary cleaning agents it is advisable to "test" the product on a loose tile first to ensure the surface shine and brilliance of the tile is not affected. Recommended Secondary Cleaning Detergents For Water Based Adhesive and Grout:

CLEANING CEMENT-BASED GROUT AFTER INSTALLATION	TYPE OF DETERGENT	PRODUCT	MANUFACTURER
	Acid detergent	CEMENT REMOVER	FABER CHIMICA
		KERANET	MAPEI
		DETERDEK	FILA

Recommended secondary Cleaning for Epoxy Grouted Floors:

When using epoxy grouts it is important to remember they harden much more quickly than conventional water based cement grouts. It is therefore necessary to carry out the cleaning procedures immediately using an alkaline detergent.

CLEANING EPOXY-BASED GROUT AFTER INSTALLATION	TYPE OF DETERGENT	PRODUCT	MANUFACTURER
	Alkaline detergent	EPOXY REMOVER	FABER CHIMICA
		FILA CR	10 FILA

B) EVERYDAY CLEANING AND MAINTENANCE:

For day to day general cleaning you should use any normal neutral detergent suitable for the cleaning of ceramic or porcelain tiles. Dilute with warm water and always follow the instructions on the product label.

SUPERFICI LAPPATE			
PULIZIA FINE CANTIERE STUCCO CEMENTIZIO	TIPO DI DETERGENTE	PRODOTTO	PRODUTTORE
	Detergente acido	TILE CLEANER	FABER CHIMICA
		FILA CLEANER	FILA
		FLOOR CLEANER	FABER CHIMICA
PROCEDURA *	Per stucchi cementizi additivati con resine o lattici occorre effettuare la rimozione subito con spugna e abbondante acqua. Lavare con una soluzione di detergente leggermente acido o neutro, diluito in acqua secondo le modalità comunicate dal fabbricante, mediante monospazzola o spazzola in saggina, frizionare energicamente. Risciacquare abbondantemente con acqua pulita rimuovendo completamente il liquido tramite spatola gommata e stracci o aspiraliquidi. Ripetere il lavaggio e il risciacquo per due volte con acqua pulita e quindi lasciare asciugare accuratamente.		
PULIZIA FINE CANTIERE STUCCO EPOSSIDICO	TIPO DI DETERGENTE	PRODOTTO	PRODUTTORE
	Detergente alcalino	EPOXY REMOVER	FABER CHIMICA
		FILA CR 10	FILA
PROCEDURA *	Per stucchi epossidici la rimozione deve essere fatta immediatamente con spugna e abbondante acqua. Il giorno successivo alla stuccatura lavare la pavimentazione con soluzione a base di detergente alcalino, diluito in acqua secondo le indicazioni comunicate dal fabbricante, per mezzo di monospazzola o spazzola in saggina frizionando energicamente. Risciacquare abbondantemente con acqua pulita asportando completamente il liquido tramite spatola gommata e stracci o aspiraliquidi. Ripetere il lavaggio e il risciacquo con acqua pulita per due volte e quindi lasciare asciugare accuratamente. Se dovessero rimanere residui traslucidi di stucco utilizzare un solvente idoneo come può essere un diluente al nitro.		
PULIZIA CONSIGLIATA PRIMA DI ARREDARE I LOCALI	TIPO DI DETERGENTE	PRODOTTO	PRODUTTORE
	Detergente leggermente acido o neutro	TILE CLEANER	FABER CHIMICA
		FILA CLEANER	FILA
		FLOOR CLEANER	FABER CHIMICA
PROCEDURA *	Lavare la pavimentazione con soluzione di detergente leggermente acido o detergente neutro, diluito in acqua secondo le indicazioni comunicate dal fabbricante, mediante monospazzola o spazzola in saggina frizionando energicamente. Risciacquare abbondantemente con acqua pulita rimuovendo completamente il liquido tramite spatola gommata e stracci o aspiraliquidi. Ripetere il lavaggio e il risciacquo con acqua pulita per due volte e quindi lasciare asciugare accuratamente.		
MANUTENZIONE ORDINARIA	TIPO DI DETERGENTE	PRODOTTO	PRODUTTORE
	Detergente neutro	FILA CLEANER	FILA
		FLOOR CLEANER	FABER CHIMICA
PROCEDURA *	Lavare il pavimento con detergenti neutri diluiti in acqua seguendo le istruzioni comunicate dal fabbricante. Non utilizzare prodotti con cere o additivi lucidanti. Sciacquare abbondantemente con acqua pulita e quindi lasciare asciugare accuratamente.		
MANUTENZIONE DOPO 4 ANNI	TIPO DI DETERGENTE	PRODOTTO	PRODUTTORE
	Protettivo antimacchia per superfici lucide base solvente	FILA MP90	FILA
PROCEDURA *	No diluizione: pronto all'uso. Applicazione: 1. Su superficie asciutta e pulita applicare il prodotto con pennello in modo uniforme e continuo. 2. Dopo 24 ore, a pavimento asciutto, rimuovere i residui con un panno imbevuto del prodotto stesso, di seguito asciugare con panno asciutto o carta assorbente. Manutenzione: soluzione diluita di FILA CLEANER.		
RIMOZIONE MACCHIE COLORATE (vino, frutta, caffè, nicotina)	TIPO DI DETERGENTE	PRODOTTO	PRODUTTORE
	Detergente polifunzionale	COLORED STAIN REMOVER	FABER CHIMICA
		PS 87	FILA
PROCEDURA *	Utilizzare secondo le concentrazioni indicate dal fabbricante, direttamente sulla macchia, lasciare agire secondo i tempi indicati dal fabbricante, e risciacquare la superficie. Se la macchia dovesse persistere ripetere l'operazione.		
RIMOZIONE DI SOSTANZE GRASSE	TIPO DI DETERGENTE	PRODOTTO	PRODUTTORE
	Detergente polifunzionale	OIL & GREASE REMOVER	FABER CHIMICA
		PS 87	FILA
PROCEDURA *	Utilizzare secondo le concentrazioni indicate dal fabbricante direttamente sulla macchia, lasciare agire secondo i tempi suggeriti e asportare il residuo con spugna umida. Se la macchia dovesse persistere ripetere l'operazione.		

SUPERFICI NATURALI E STRUTTURATE			
PULIZIA FINE CANTIERE STUCCO CEMENTIZIO	TIPO DI DETERGENTE	PRODOTTO	PRODUTTORE
	Detergente acido	CEMENT REMOVER	FABER CHIMICA
		KERANET	MAPEI
		DETERDEK	FILA
PROCEDURA *	Per stucchi cementizi additivati con resine o lattici occorre effettuare la rimozione subito con spugna e risciacquare abbondantemente. Utilizzare a stucco indurito, mai oltre 7 giorni, un detergente acido post pos diluito in acqua seguendo le modalità comunicate dal fabbricante mediante monospazzola o spazzola in saggina e frizionare. Sciacquare abbondantemente con acqua pulita, rimuovendo completamente il liquido tramite spatola gommata e stracci puliti o aspiraliquidi. Ripetere il lavaggio e il risciacquo con acqua pulita per due volte e quindi lasciare asciugare accuratamente.		
PULIZIA FINE CANTIERE STUCCO EPOSSIDICO	TIPO DI DETERGENTE	PRODOTTO	PRODUTTORE
	Detergente alcalino	EPOXY REMOVER	FABER CHIMICA
		FILA CR 10	FILA
PROCEDURA *	Lavare il pavimento con soluzione detergente leggermente acida o neutra, diluita in acqua secondo le indicazioni comunicate dal fabbricante, mediante monospazzola o spazzola in saggina frizionando energicamente. Sciacquare abbondantemente con acqua pulita, rimuovendo completamente il liquido tramite spatola gommata e stracci puliti o aspiraliquidi. Ripetere il lavaggio e il risciacquo con acqua pulita per due volte e quindi lasciare asciugare accuratamente.		
MANUTENZIONE ORDINARIA	TIPO DI DETERGENTE	PRODOTTO	PRODUTTORE
	Detergente neutro	FILA CLEANER	FILA
		FLOOR CLEANER	FABER CHIMICA
PROCEDURA *	Utilizzare secondo le concentrazioni comunicate dal fabbricante, direttamente sulla macchia, lasciare agire secondo i tempi indicati dal fabbricante, e risciacquare la superficie con acqua pulita. Se la macchia dovesse persistere ripetere l'operazione.		
RIMOZIONE MACCHIE COLORATE (vino, frutta, caffè, nicotina)	TIPO DI DETERGENTE	PRODOTTO	PRODUTTORE
	Detergente polifunzionale	COLORED STAIN REMOVER	FABER CHIMICA
		PS 87	FILA
PROCEDURA *	Utilizzare secondo le concentrazioni indicate dal fabbricante, direttamente sulla macchia, lasciare agire secondo i tempi indicati dal fabbricante, e risciacquare la superficie. Se la macchia dovesse persistere ripetere l'operazione.		
RIMOZIONE DI ALONATURE LUCIDE /OPACHE	TIPO DI DETERGENTE	PRODOTTO	PRODUTTORE
	Detergente polifunzionale	TILE CLEANER	FABER CHIMICA
		PS 87	FILA
PROCEDURA *	Utilizzare secondo le concentrazioni comunicate dal fabbricante direttamente sulla macchia, lasciare agire secondo i tempi suggeriti e rimuovere il residuo con spugna umida. Se la macchia dovesse persistere ripetere l'operazione.		

Nel caso di residui di sporco non rimovibili con detergenti di uso comune si consiglia di consultare la tabella sottostante:

TIPO DI SPORCO	SOLUZIONE	DETERGENTI	PRODUTTORE
MACCHIE INORGANICHE			
carbone - efflorescenze calcaree - gesso - segni metallici - ruggine - matita (grafite) - tempere naturali	ACIDA	DETERDEK TILE CLEANER	Fila Industria Chimica S.p.A. Faber Chimica
MACCHIE ORGANICHE			
Tracce di gomma (suole,pneumatici)	ALCALINA	FILA PS/87 TILE CLEANER	Fila Industria Chimica S.p.A. Faber Chimica
coca cola - caffè - vino - birra - gelato - oli e grassi animali e vegetali - mostarda - ketchup - maionese - marmellata - tintura per capelli - shampoo - rossetto - chewing-gum - inchiostri lampostil	ALCALINA	FILA PS/87 TILE CLEANER	Fila Industria Chimica S.p.A. Faber Chimica
MACCHIE SINTETICHE			
oli siliconici e meccanici - silicone - resine - smalti - lacche - bitume - cera di candele - vernice - catrame - caucciù - residui di scotch	SOLVENTE	FILASOLV ACETONE DILUENTE NITRO	Fila Industria Chimica S.p.A. In Commercio In Commercio
CASI PARTICOLARI			
TIPO DI SPORCO	DETERGENTI	MODO OPERATIVO	
MACCHIE PARTICOLARI			
rimozione di cere protettive	DETERDEK (Fila) TILE CLEANER (Faber)	Per l'eliminazione dei residui di cera, compiere il lavaggio acido strofinando energeticamente con tampone scotch-brite fino a completa eliminazione del materiale solido. Nel caso in cui dovessero rimanere alonature silconiche, distribuire FILASOLV lasciando agire fino a completa evaporazione. Risciacquare abbondantemente con acqua calda pulita.	
alonature rotonde delle ventose	FILA HOBBY (Fila) PS/87 (Fila)	Spruzzare con l'apposito spruzzo (per FILA HOBBY) il detergente sulla piastrina che presenta l'alone. Lasciare agire per qualche secondo (mai fino ad asciugamento completo), strofinare energicamente con tampone scotch-brite inumidito e risciacquare abbondantemente con acqua calda pulita.	
MACCHIE RESISTENTI			
tutte le macchie inorganiche (vedi sopra) che non vengono rimosse con DETERDEK	PH ZERO (Fila Industria Chimica)	PH ZERO è un acido piu' forte del DETERDEK e pertanto la sua azione è piu' aggressiva verso le macchie di natura inorganica. Da usare solo in casi giudicati estremi e dopo aver provato, anche piu' volte, con DETERDEK.	
tutte le macchie organiche (vedi sopra) che non vengono rimosse con PS/87	DRASTIC (Fila Industria Chimica)	DRASTIC è un prodotto alcalino piu' forte del PS/87 e pertanto la sua azione è piu' aggressiva verso le macchie di natura organica. Da usare solo in casi giudicati estremi e dopo aver provato, anche piu' volte, con PS/87.	

LAPPED SURFACES			
CLEANING CEMENT-BASED GROUT AFTER INSTALLATION	TYPE OF DETERGENT	PRODUCT	MANUFACTURER
	Acid detergent	TILE CLEANER	FABER CHIMICA
		FILA CLEANER	FILA
		FLOOR CLEANER	FABER CHIMICA
PROCEDURE *	Residues of cement-based grouts containing resin or latex must be removed immediately with a sponge. Rinse with plenty of water. Wash with a mildly acid or neutral cleaning solution, diluted in water as indicated by the manufacturer. Rub vigorously with a motorised brush or broom. Rinse thoroughly with clean water. Soak up liquid with a rubber-coated squeegee, clean cloths or liquid remover. Repeat cleaning and rinse twice with clean water. Allow to dry.		
CLEANING EPOXY-BASED GROUT AFTER INSTALLATION	TYPE OF DETERGENT	PRODUCT	MANUFACTURER
	Alkaline detergent	EPOXY REMOVER	FABER CHIMICA
		FILA CR 10	FILA
PROCEDURE *	Epoxy-based grout must be removed immediately with a sponge. Rinse with plenty of water. The day of grouting, wash the floor with an alkaline detergent, diluted as indicated by the manufacturer. Rub vigorously with a motorised brush or broom. Rinse thoroughly with clean water. Soak up liquid with a rubber-coated squeegee, clean cloths or liquid remover. Repeat cleaning and rinse twice with clean water. Allow to dry. If grout stains remain, use a suitable solvent, such as a nitro thinner.		
RECOMMENDED CLEANING BEFORE FURNISHING ROOMS	TYPE OF DETERGENT	PRODUCT	MANUFACTURER
	Mildly acid or neutral detergent	TILE CLEANER	FABER CHIMICA
		FILA CLEANER	FILA
		FLOOR CLEANER	FABER CHIMICA
PROCEDURE *	Wash the floor with a mildly acid or neutral cleaning solution, diluted in water as indicated by the manufacturer. Rub vigorously with a motorised brush or broom. Rinse thoroughly with clean water. Soak up liquid with a rubber-coated squeegee, clean cloths or liquid remover. Repeat cleaning and rinse twice with clean water. Allow to dry.		
ROUTINE CARE	TYPE OF DETERGENT	PRODUCT	MANUFACTURER
	Neutral detergent	FILA CLEANER	FILA
		FLOOR CLEANER	FABER CHIMICA
PROCEDURE *	Wash the floor with a neutral detergent, diluted in water as indicated by the manufacturer. Never use wax-based products or glossenhancers. Rinse thoroughly with clean water and allow to dry.		
CARE AFTER 4 YEARS	TYPE OF DETERGENT	PRODUCT	MANUFACTURER
	Natural look penetrating sealer - solvent technology	FILA MP90	FILA
PROCEDURE *	No dilution required: ready to use. Application: 1. Using a paintbrush, apply the product evenly and continually to a clean dry surface. 2. After 24 hours, when the floor is dry, remove any residues with a cloth dampened with the same product. Dry with a dry cloth or kitchen towel. Maintenance: diluted solution of FILA CLEANER.		
REMOVAL OF COLOURED STAINS (wine, fruit, coffee, nicotine)	TYPE OF DETERGENT	PRODUCT	MANUFACTURER
	Multipurpose detergent	COLORED STAIN REMOVER	FABER CHIMICA
		PS 87	FILA
PROCEDURE *	Apply directly to the stain and allow to soak, for the time and in the concentration indicated by the manufacturer. Then rinse the surface. If the stain remains, repeat.		
REMOVAL OF GREASY SUBSTANCES	TYPE OF DETERGENT	PRODUCT	MANUFACTURER
	Multipurpose detergent	OIL & GREASE REMOVER	FABER CHIMICA
		PS 87	FILA
PROCEDURE *	Apply directly to the stain and allow to soak, for the time and in the concentration indicated by the manufacturer. Remove residue with a moist sponge. If the stain remains, repeat.		

NATURAL AND TEXTURED SURFACES			
CLEANING CEMENT-BASED GROUT AFTER INSTALLATION	TYPE OF DETERGENT	PRODUCT	MANUFACTURER
	Acid detergent	CEMENT REMOVER	FABER CHIMICA
		KERANET	MAPEI
		DETERDEK	FILA
PROCEDURE *	Residues of cement-based grouts containing resin or latex must be removed immediately with a sponge. Rinse with plenty of water. To remove hardened grout (within 7 days from installation), use an acid detergent for after-installation cleaning, diluted in water in accordance to the manufacturer's instructions. Apply and rub with a motorised brush or broom. Rinse thoroughly with clean water. Soak up liquid with a rubber-coated squeegee, clean cloths or liquid remover. Repeat cleaning and rinse twice with clean water. Allow to dry.		
CLEANING EPOXY-BASED GROUT AFTER INSTALLATION	TYPE OF DETERGENT	PRODUCT	MANUFACTURER
	Alkaline detergent	EPOXY REMOVER	FABER CHIMICA
		FILA CR 10	FILA
PROCEDURE *	Wash the floor with a mildly acid or neutral cleaning solution, diluted in water as indicated by the manufacturer. Rub vigorously with a motorised brush or broom. Rinse thoroughly with clean water. Soak up liquid with a rubber-coated squeegee, clean cloths or liquid remover. Repeat cleaning and rinse twice with clean water. Allow to dry.		

ROUTINE CARE	TYPE OF DETERGENT	PRODUCT	MANUFACTURER
	Neutral detergent	FILA CLEANER	FILA
		FLOOR CLEANER	FABER CHIMICA
PROCEDURE *	Wash the floor with a neutral detergent, diluted in water as indicated by the manufacturer. Never use wax-based products or gloss-enhancers. Rinse thoroughly with clean water and allow to dry.		

REMOVAL OF COLOURED STAINS (wine, fruit, coffee, nicotine)	TYPE OF DETERGENT	PRODUCT	MANUFACTURER
	Multipurpose detergent	COLORED STAIN REMOVER	FABER CHIMICA
		PS 87	FILA
PROCEDURE *	Apply directly to the stain and allow to soak, for the time and in the concentration indicated by the manufacturer. Rinse thoroughly with clean water. If the stain remains, repeat.		

REMOVING GLOSSY / MATT MARK	TYPE OF DETERGENT	PRODUCT	MANUFACTURER
	Multipurpose detergent	TILE CLEANER	FABER CHIMICA
		PS 87	FILA
PROCEDURE *	Apply directly to the stain and allow to soak, for the time and in the concentration indicated by the manufacturer. Remove residue with a moist sponge. If the stain remains, repeat.		

If dirt residue cannot be removed using standard detergents, refer to the following table:

TYPE OF DIRT	SOLUTION	DETERGENTS	MANUFACTURER
INORGANIC STAINS			
coal, lime efflorescence, plaster, metallic marks, rust, pencil (graphite), natural paints.	ACID	DETERDEK TILE CLEANER	Fila Industria Chimica S.p.A. Faber Chimica
ORGANIC STAINS			
traces of rubber (soles of shoes, tyres)	ALKALINE	FILA PS/87 TILE CLEANER	Fila Industria Chimica S.p.A. Faber Chimica
coca cola, coffee, wine, beer, ice-cream, animal and vegetable oils and fats, mustard, ketchup, mayonnaise, jam, hair dye, shampoo, lipstick, chewing-gum, marker pen ink	ALKALINE	FILA PS/87 TILE CLEANER	Fila Industria Chimica S.p.A. Faber Chimica
SYNTHETIC STAINS			
silicone and machine oils, silicone, resins, varnish, lacquer, bitumen, candle wax, paint, tar, india rubber, adhesive tape residues	SOLVENT	FILASOLV ACETONE DILUENTE NITRO	Fila Industria Chimica S.p.A. In Commercio In Commercio
SPECIFIC CASES			
TYPE OF DIRT	DETERGENTS	CLEANING METHOD	
SPECIFIC STAINS			
remove of protective waxes	DETERDEK (Fila) TILE CLEANER (Faber)	For the elimination of wax residues use acid cleaning, scrubbing vigorously with a scotch-brite buffer until complete removal of the solid material. If silicone haloes remain, apply FILASOLV, leaving it to act until it has completely evaporated. Rinse thoroughly with hot, clean water.	
round suction cap marks	FILA HOBBY (Fila) PS/87 (Fila)	Use the specific nozzle (for FILA HOBBY) to spray the detergent onto the marked tile and leave to act for a few seconds (never until completely dry). Scrub vigorously with a damp scotch-brite buffer and rinse thoroughly with hot, clean water.	
RESISTANT STAINS			
all inorganic stains (see above) not removed with DETERDEK	PH ZERO (Fila Industria Chimica)	PH ZERO is a stronger acid than DETERDEK and therefore has a more aggressive action against inorganic stains. Only for use in cases which are deemed to be extreme, after trying repeatedly with DETERDEK.	
all organic stains (see above) not removed with PS/87	DRASTIC (Fila Industria Chimica)	DRASTIC is a stronger alkaline product than PS/87 and so has a more aggressive action against organic stains. Only for use in cases which are deemed to be extreme, after trying repeatedly with PS/87.	

LAPPATURA

- A) La lappatura consiste nell'asportare la parte più vetrifica e resistente della piastrella, sia superficiale che laterale (seguito rettifica dei bordi). In tal modo si determina un aumento della “porosità” della superficie ed una riduzione della sua capacità di protezione dalle macchie.
- B) Non esiste in commercio un trattamento protettivo duraturo nel tempo. Eventualmente è possibile fornire su richiesta uno speciale trattamento impearmeabilizzante che deve essere ripetuto periodicamente.
- C) Si raccomanda la posa di materiale lappato solo in ambienti residenziali (privati) e comunque poco trafficati.
- D) Si raccomanda, per la posa, l'utilizzo di materie prime (colla e stucchi) di prima qualità e soprattutto di acqua pulita in modo da evitare il sorgere di aloni. Si consiglia inoltre, prima della stuccatura, l'utilizzo di un prodotto idrorepellente allo scopo di agevolare la pulizia.
- E) Dopo la posa si deve coprire il pavimento con segatura e/o altro, in modo da evitare lo sfregamento causato da scarpe non pulite e dalla movimentazione del mobilio in fase di arredamento.
- F) Il procedimento della lappatura stonalizza il materiale. Pertanto una miscelazione dei toni, tipica delle pietre naturali, è sempre presente.

SEMI-POLISHING (LAPPATURA)

- A) By the process of semi-polishing the more vetrified and resistant part of the tile (top layer but also on the edges) is partially removed. In this way the porosity of the tile increases reducing the stain resistance of the tile surface.
- B) There is no long lasting protective treatment or chemical coverage, but it is possible to demand for a special waterproof treatment which must be periodically repeated.
- C) We do recommend to lay down semi-polished tiles only in private housing places.
- D) We do recommend to use quality raw material (glues, adhesives and grouts) and, in particular, clean water to avoid the formation of stains or marks.
- E) Immediately after the laydown it is recommended to cover the entire floor with sawdust and/or something else to avoid the rubbing/cracking caused by dirty shoes or furniture moving.
- F) This process (LAPPATURA) might change the tonality of the material and/or make it vary. Therefore the shading effect is quite common.

LAPPATO

- A) Le traitement de surface “Lappato” (aspect pierre polie), consiste à retirer la part la plus vitrifiée et résistante du carreau - tant au niveau de sa surface qu'au niveau latéral (du fait notamment de la rectification des bords). A ce niveau, on doit constater une augmentation du taux de porosité de la surface du carreau ainsi qu'une réduction de ses facultés de protection aux taches de toutes origines.
- B) Aucun traitement de protection durable dans le temp n'existe aujourd'hui sur le marché. Il peut toutefois, être possible du fournir, sur demande spécifique, un traitement spécial imperméabilisant qui doit être régulièrement réalisé.
- C) Nous recommandons la pose de ces carrelages “finition Lappato”, uniquement dans les seuls environnements d'habitations (appartements et maisons) résidentiels, et de faibles trafics.
- D) Au niveau de leur pose, nous recommandons, l'utilisation de matières premières (colles et joints) de toute première qualité, et surtout d'eau très claire et propre, sans impuretés, de façon à éviter toute apparition de résidus à la surface qui altèreraient le contact avec celle-ci.
- E) Une fois le carrelage posé, il est nécessaire de le recouvrir avec de la sciure de bois ou tout autre protection, afin d'éviter tout endommagement de la surface par des chaussures avec des semelles salies de terre et autres pierres, ou par le déplacement de meubles lors d'emménagements dans les pièces concernées.
- F) Enfin, nous vous rappelons que le procédé de la “Finition Lappato” entraîne automatiquement une “détonalisation” de l'ensemble de la surface, avec par conséquent, un mélange de différentes tonalités, typique des pierres vieilles naturelles; cet aspect de tonalités mélangées doit être accepté à l'avance par le client et surtout, doit faire l'objet d'une information préalable très claire de la part du vendeur.

TEILPOLITUR

- A) Die Teilpolitur besteht in der Abführung des gläserigsten und widestandfähigsten Teils der Fliese, oberflächlich und seitlich (durch Rektifizierung der Kanten). Dadurch entsteht eine Steigerung der “Porosität” der Oberfläche und somit eine Schutzminderung bezüglich der Flecke.
- B) Im Handel leider existiert keine dauerhafte Behandlung für den Schutz ev. ist es möglich, auf Anfrage eine Wasserdicht machende Behandlung zu liefern, die aber periodisch wiederholt werden muss.
- C) Die Verlegung teilpolierten Materials ist nur in Wohnbereich zu empfehlen allerdings im wenig benutzten Räumen.
- D) Für die Verlegung ist die Verwendung von Stoffen (Kleber u. Fugenmaterial) erster Klasse und vor allem von Reinemwasser zu empfehlen, um die Entstehung von Fleckekreisen zu vermeiden.
- E) Nach der Verlegung soll der Boden mit Sägemehl oder ähnlichem gedeckt werden, um vor der Trockung die Verkratzung durch unsaubere Schün oder durch Versetzung der Möbel zu vermeiden.
- F) Das Teilpolierungsverfahren nuanciert die Fliese, daher ist eine Mischung der Töne, tipisch für Natursteine, imer gegeben.

AVVERTENZA PER I SIGNORI POSATORI

Controllare attentamente il materiale prima della posa, particolarmente tono, calibro e scelta. Non si accettano reclami sul materiale posato.

NOTICE TO TILE FIXERS

Goods should be carefully checked before fixing, especially tonality, caliber and choice. Claims cannot be accepted once the goods are laid.

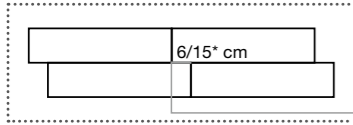
AVIS AUX CARRELEURS

Contrôler attentivement les carreaux avant la pose particulièrement tonalité, calibre choix. Aucune réclamation ne sera acceptée une foi que le matériel est posé.

HINWEIS FUER DIE VERLEGUNG

Das material ist vor de Verlegung genau zu ueberpruefen besonders Tonalität, Kaliber und Sorte. Reklamationen nach der Verlegung werden nichth akzeptiert

Si consiglia la posa a colla – The use of tile adhesive is recommended - Pose a la colle conseillée - Es wird die verlegung im klebebett empfohlen Doradza sie montaz na klej.



pag. 234

- * distanza 6/15 cm a correre
- * placed 6/15 cm apart, one next to another
- * distance 6/15 cm à joints coupés
- * abstand 6/15 cm bei fortlaufender Verlegung

- Onde evitare problemi di planarità, per tutti i formati rettangolari si consiglia la posa sfalsata irregolare del prodotto come da schema. A pag. 234 sarà inoltre possibile trovare precise indicazioni utili per ottenere una posa corretta dei grandi formati con l'utilizzo del sistema R.L.S.
- Irregular offset installation is advisable in the case of rectangular shaped products, to avoid problems associated with planarity. (See drawing). Please find at page 234 precise recommendation useful to achieve a correct laying of out material and especially of big sizes.
- Pour tous les formats rectangulaires on conseille une pose décalée irrégulière afin d'éviter problèmes de planéité. (Observer le dessin). Merci de trouver à la page 234 toutes indications utiles pour une meilleure pose de nos produits et en particulier de grands formats.
- Um Planaritaetsprobleme zu vermeiden, wird für die Rechteckischen Formate eine Eindrittelverlegung empfohlen, laut Skizze. Auf Seite 234 findet man sämtliche nutzbaren Informationen für eine korrekte Verlegung von großen Formaten mit System R.L.S.

RACCOMANDAZIONI SULLA POSA, PULIZIA E MANUTENZIONE C20

Il Cavallino consiglia di effettuare le operazioni di pulizia ordinaria delle superfici pavimentate con C20 ricorrendo a acqua e normali detergenti neutri: la pendenza della superficie e gli spazi tra le lastre nelle pose a secco facilitano il naturale deflusso delle acque.

Si consideri tuttavia che qualunque tipo di pavimentazione è soggetta al fenomeno della tensione superficiale dei liquidi: si tratta della stessa proprietà dell'acqua che le conferisce la tendenza a distribuirsi in gocce sferiche, o che causa la formazione della classica bombatura in un bicchiere pieno di acqua oltre il colmo.

La tensione superficiale può impedire un completo scolo dell'acqua,

e causare lo stazionamento temporaneo di una patina di liquido in corrispondenza dei bordi delle lastre. Per ovviare a questo problema, Il Cavallino raccomanda di prevedere le opportune pendenze della superficie in fase di installazione, per facilitare il deflusso delle acque negli spazi tra le lastre. Se dovesse persistere una patina di acqua, si consiglia di spingerla verso le fughe con uno spazzolone, oppure di rimuoverla con un aspira liquidi.

PORCELAIN TILES IN 20MM THICKNESS (C20) FOR OUTDOOR FLOORS RECOMMENDATIONS FOR THE INSTALLATION, CLEANING AND MAINTENANCE

Il Cavallino recommends carrying out the procedures for the ordinary cleaning of C20 floor surfaces using water and commercially available neutral detergents: the inclination of the surface and the space between adjacent slabs for dry-system installation favour the natural flow of water.

However, it is important to take into consideration that any type of floor surface is subject to the surface tension effect of liquids: it is the same property of water that gives the tendency to transform into spherical droplets and which cause the curved top surface of a glass full of water.

The surface tension can obstacle the complete drainage of water and cause a temporary stagnation of liquid on the slab edges. In order to avoid this problem,

Il Cavallino recommends ensuring adequate inclination of the surface during installation so as to encourage the flow of water between adjacent slabs. Should liquid deposit on the surface, it is recommended to push it towards grout lines using a brush or remove it with a wet and dry vacuum cleaner.

GRÈS CÉRAME EN 20 MM (C20) D'ÉPAISSEUR POUR DES SOLS EXTÉRIEURS CONSEILS SUR LA POSE, NETTOYAGE ET ENTRETIEN

Il Cavallino conseille d'effectuer les opérations de nettoyage ordinaire

des surfaces carrelées avec C20 en utilisant de l'eau et des détergents neutres communs: l'inclinaison de la surface et les espaces entre les dalles dans les poses à sec facilitent l'écoulement naturel de l'eau.

Considérez cependant que tout type de sol est soumis au phénomène de la tension superficielle des liquides: il s'agit de la même propriété de l'eau qui lui donne la tendance à se répandre en gouttes sphériques, ou qui entraîne la formation classique de la surface bombée d'un verre d'eau rempli à ras bord.

La tension superficielle peut empêcher l'écoulement de l'eau, et causer la stagnation temporaire d'une légère patine d'eau au niveau des bords des dalles. Pour résoudre ce problème, Il Cavallino conseille de prévoir les pentes opportunes de la surface en phase d'installation, pour faciliter l'écoulement des eaux dans les espaces entre les dalles. Si la patine d'eau persiste, il est conseillé de la pousser vers les joints à l'aide d'une brosse à carrelage ou bien de l'éliminer avec un aspirateur à liquide

20 MM (C20) STARKES FEINSTEINZEUG FÜR AUSSENBODENBELÄG EMPFEHLUNGEN FÜR DIE VERLEGUNG, REINIGUNG UND PFLEGE

Il Cavallino empfiehlt, zur normalen Reinigung der mit C20 verlegten Flächen Wasser und normale, neutrale Reinigungsmittel zu verwenden; das Gefälle der Flächen und die im Trockenbau entstehenden Zwischenräume zwischen den Platten erleichtern das natürliche Abfließen des Wassers.

Auf jeder Art von Bodenbelag kommt es jedoch zur Oberflächenspannung der Flüssigkeiten: es handelt sich um ein Merkmal des Wassers selbst, das sich in runden Tropfen verteilt bzw. die klassische Wölbung in einem randvoll gefüllten Glas aufweist. Die Oberflächenspannung kann das vollständige Abflauen des Wassers behindern und dazu führen, dass sich vorübergehend Flüssigkeit an den Plattenrändern ansammelt.

Um dieses Problem zu vermeiden, empfiehlt Il Cavallino, bei der Installation für eine angemessene Neigung der Fläche zu sorgen, damit das Wasser über die Zwischenräume abflauen kann. Auf der Oberfläche stagnierendes Wasser sollte mit einer Bürste in die Zwischenräume gedrückt oder mit einem Allessauger abgesaugt werden.

AVVERTENZA PER I SIGNORI POSATORI

Controllare attentamente il materiale prima della posa, particolarmente tono, calibro e scelta. Non si accettano reclami sul materiale posato.

NOTICE TO TILE FIXERS

Goods should be carefully checked before fixing, especially tonality, caliber and choice. Claims cannot be accepted once the goods are laid.

AVIS AUX CARRELEURS

Contrôler attentivement les carreaux avant la pose particulièrement tonalité, calibre choix. Aucune réclamation ne sera acceptée une foi que le matériel est posé.

HINWEIS FUER DIE VERLEGUNG

Das material ist vor de Verlegung genau zu ueberpruefen besonders Tonalität, Kaliber und Sorte. Reklamationen nach der Verlegung werden nichth akzeptiert

Si consiglia la posa a colla – The use of tile adhesive is recommended - Pose a la colle conseillée - Es wird die verlegung im klebebett empfohlen Doradza sie montaz na klej.

Legenda

Legend
Légend
Zeichenerklärung

rivestimenti

wall tiles - faiences - Wandfliesen



spessore .

thickness . epaisseur . stärke



stampa digitale .

digital print . haute definition . Digitaltechnik



pavimenti

floor tiles - carrelage sol - Bodenfliesen



ingelivo .

no frost . ingelifs . Frostsicher



super breaking strength

20 mm. outdoor italian porcelain pavers



resistenza allo scivolamento DIN 51130 .

sliding resistance DIN 51130 . résistance au glissement DIN 51130 . gleitwiderstands DIN 51130



Codice fascia prezzo al metro quadro

Price range code per square meter
Code fourchette de prix par mètre carré
Preisspanne Code pro Quadratmeter

A000

super easy clean nanotecnolo / grani

Superfici facilmente pulibili, sicure dal punto di vista della scivolosità e morbide al tatto il tutto ottenute tramite l'applicazione di innovative nanograniglie miscelate nello smalto.

Surfaces that are easy to clean, safe from the point of view of slipperiness and soft to the touch, all obtained through the application of innovative nano-grains mixed in the enamel.



resistenza allo scivolamento DIN 51097 .

sliding resistance DIN 51097 . résistance au glissement DIN 51097 . gleitwiderstands DIN 51097



Codice fascia prezzo al pezzo

Price range code per piece
Code fourchette de prix par pièce
Preisspanne Code pro Stück

P000

aspetto della superficie - stonalizzazione . surface appearance . aspect de la surface . oberflächenaussehen

V1 **V1/LOW**
Aspetto uniforme
Uniform appearance
Aspect uniforme
Einheitliches Aussehen

V3 **V3/HIGH**
Moderata variazione
Moderate variations
Variation modérée
Mäßige Abweichung

V2 **V2/MODERATE**
Lieve variazione
Slight variations
Légère variation
Leichte Abweichung

V4 **V4/RANDOM**
Forte stonalizzazione
Substantial variations
Effet dénuancé très accentué
Starkes Farbspiel

- La diversità di grafica e la naturale stonalizzazione delle piastrelle costituiscono la caratteristica propria delle serie. Si consiglia di miscelare le varie scatole durante la posa e di scegliere le piastrelle da diversi colli per evitare il ripetersi della stessa grafica accostata.
- The different graphics and the natural shading of each tile are intentional characteristics of the range. When laying tiles, we recommend mixing the various boxes and choosing tiles from different boxes, in order to avoid placing tiles with identical graphics adjacent to each other.
- La diversité graphique et la variété de tonalités naturelle des carreaux caractérisent des série. Il est recommandé de mélanger les carreaux de différentes boîtes au cours de la pose et de les choisir dans différents colis pour éviter que les mêmes dessins ne se trouvent côte à côte.
- Die unterschiedlichen Maserungen und der natürlichen Farbspiel sind gewollten Eigenschaften der Serie. Bei der Verlegung es wird empfohlen Fliesen aus verschiedenen Kartons zu mischen.

condizioni generali di vendita

- La firma della conferma d'ordine, l'accettazione di una fattura o di una fornitura equivalgono all'approvazione delle presenti condizioni, le quali - in caso di rapporti commerciali correnti - sono valide anche per i singoli contratti senza indicazione particolare. La variazione o la nullità di singole condizioni non compromette la validità delle altre condizioni.
- Le dichiarazioni fatte da rappresentanti o da altri che divergessero dalle presenti condizioni, che riconoscessero difetti o che contenessero determinate garanzie, sono comunque vincolate alla nostra conferma scritta.
- Le nostre offerte sono senza impegno e si intendono con partenza dal luogo di fornitura o dal nostro deposito. Siamo autorizzati ad affidare a terzi l'esecuzione di contratti e la fatturazione; in tal caso l'acquirente accetta la validità delle nostre condizioni generali di vendita che si instaurano fra lui stesso e il nostro intermediario. Le forniture si effettuano in base alla disponibilità. Ci facciamo comunque premura di rispettare i termini di consegna ma senza garanzia alcuna.
- Ogni fornitura - parziale, successiva o allegata - costituisce un atto commerciale giuridicamente autonomo e non coinvolge le restanti consegne. Una fornitura ritardata non giustifica alcun risarcimento dei danni o annullamento del contratto.
- Difficoltà di produzione, conflitti di lavoro, catastrofi, impedimenti di trasporto, agitazioni sociali, difficoltà di reperimento di materiale grezzo, accentuato incremento dei prezzi e casi di forza maggiore ci esonerano nel contempo dall'obbligo della fornitura.
- Per ordini di materiale rettificato con posa mista e/o modulare è necessario comunicarlo al momento dell'ordine; così come per ordini di completamento. Il Cavallino S.p.A. non risponde di contestazioni di calibro se non espressamente comunicato.
- La merce ordinata - soprattutto in caso di forniture parziali dilazionate - va ritirata dall'acquirente al massimo entro un mese. La merce non prelevata - decorso il termine di presa di consegna - da parte nostra può essere utilizzata in altro modo o messa in conto senza variazioni nella scadenza di pagamento. Gli sconti a saldo verranno conteggiati o dedotti ad accettazione o pagamento avvenuti.
- La spedizione avviene per conto ed a rischio e pericolo dell'acquirente. I rischi e pericoli passano a carico dell'acquirente dal momento in cui viene segnalata la disponibilità della merce pronta per la spedizione o per il prelievo, altrimenti dal momento del prelievo stesso. In caso di merce difettosa si suppone che il difetto sia sorto dopo il passaggio della merce all'acquirente, questi semmai deve dimostrare il contrario. Danni all'imballaggio o difetti alle palette vanno denunciati al più tardi durante il carico della merce. Per quanto concerne l'utilizzo dei nostri prodotti garantiamo soltanto in conformità alle indicazioni scritte.
- La garanzia viene meno per merci di seconda o terza scelta, assortimenti minori o partite speciali, soprattutto in riferimento alla protezione dal gelo. La denuncia di eventuali difetti va effettuata al momento della presa in consegna della merce o comunque prima della sua ulteriore consegna o lavorazione, e al più tardi entro 8 giorni dalla presa in consegna va segnalata per iscritto alla nostra gestione commerciale. Siamo autorizzati ad esaminare la denuncia entro 15 giorni dalla data di arrivo. Qualora la denuncia risultasse infondata l'acquirente si assume le spese del controllo effettuato. Se invece essa risulta motivata, si procede - a nostra scelta - alla sostituzione della merce entro un adeguato lasso di tempo o ad una riduzione del prezzo d'acquisto. È esclusa ogni qualsiasi ulteriore rivendicazione. La spedizione di ritorno della merce viene accettata solo previo accordo scritto e va effettuata franco di porto, a spese e a rischio dell'acquirente, fermo restando lo stato originale della nostra merce.
- Sono esclusi i reclami per merce già posata qualora la posa non sia stata eseguita da un tecnico autorizzato dalla nostra azienda.
- I reclami per difetti nascosti vanno effettuati al più tardi entro 6 mesi dalla presa in consegna della merce.
- In caso di forniture supplementari non si garantisce per l'identità del colore rispetto alla merce già ricevuta. Non si garantisce che non vengano lesi diritti protettivi di terzi.
- Per il conteggio vale il prezzo corrente nel giorno della nostra disponibilità alla fornitura o consegna. Le consegne franco di porto e di dogana non ci obbligano alla presentazione di denaro. Le palette vengono fatturate fintanto che al momento della fornitura non riceviamo palette di ricambio. Le nostre fatture vanno saldate entro 30 giorni dalla data di emissione.
- La detrazione di sconti non è ammissibile fintanto che permangono fatture inevase. L'insolvibilità del cliente comporta un'immediata decorrenza del suo debito. La presa a riposo di cambi necessita di una convenzione particolare e funge solo da dilazione. Dalla scadenza il cliente ci offre la cessione dei suoi crediti nell'equivalente del suo debito per l'accettazione in qualsiasi momento.
- Sono validi quei pagamenti che vengono effettuati unicamente presso gli istituti bancari da noi segnalati per iscritto. I versamenti vanno conteggiati dapprima in base ai costi e agli interessi e quindi al valore fatturato.
- La vendita viene fatta con riserva di proprietà di cui agli articoli 1523 c.c. e seguenti sicché le cose vendute passeranno in proprietà all'acquirente soltanto col pagamento dell'ultima rata. L'acquirente assume tutti i rischi e pericoli anche per i casi fortuiti o di forza maggiore obbligandosi a denunciare immediatamente alla venditrice le eventuali azioni conservative o esecutive promosse da terzi nonché ogni rimozione o trasloco della merce in altre località.
- Il mancato o ritardato pagamento di una sola rata provoca la risoluzione di diritto del contratto e fa decadere il debitore dal beneficio del termine. In questo caso il committente riconosce a Il Cavallino Ceramica Artistica S.p.A. il diritto di ottenere la riconsegna della merce venduta facendo ricorso alla procedura di cui all'art. 833 c.p.c. Le rate già pagate resteranno a totale beneficio della venditrice a rifusione delle spese incontrate nella vendita e dei danni subiti salvo il diritto di ripetere i danni maggiori.
- La concordata riserva sulla proprietà comprende anche le palette e gli imballaggi. Dobbiamo essere informati sugli eventuali pignoramenti della nostra merce.
- Per qualsiasi controversia o contestazione è eletto esclusivamente competente il foro di Modena.

general conditions of sale

- Your signature on the order confirmation or the acceptance of an invoice or a supply is indicates your approval of these conditions, which - in the case of an ongoing commercial relationship - are also valid for single contracts without any particular indication. If single conditions are changed or found to be void, this will not affect the validity of the other conditions.
- In any case, statements made by representatives or others that contradict these conditions, recognise defects or that contain certain guarantees are not valid without our written confirmation.
- Our offers are not binding and are understood to be from the place of supply or our warehouse. We are authorised to entrust the execution of contracts and billing to third parties; in that case, the purchaser accepts the validity of our general conditions of sale, which are valid between the purchaser and our intermediary. Supplies are made based on availability. In any case, we undertake to respect the terms of delivery but without any guarantee.
- Each supply - partial, subsequent or annexed - is a legally-independent commercial transaction and does not involve the remaining deliveries. A late supply does not justify compensation for damages or the cancellation of the contract.
- Production difficulties, labour disputes, catastrophes, transport problems, social unrest, difficulties in obtaining raw materials, price increases and cases of force majeure will simultaneously release us from the obligation to make the supply.
- It is necessary to communicate in the time of the order if you need material rectified for modular laying or if it is a completion of an old order. Without receiving this previous communication, Il Cavallino SPA will not accept any claims for caliber problems.
- The purchaser must pick up the goods ordered within a maximum of one month - especially in the case of partially delayed supplies. After the delivery term has passed, we can use any goods that have not been picked up in another way or invoice them without any changes to payment due dates. Payment discounts will be applied or deducted upon acceptance or payment.
- Shipment is on the purchaser's behalf and its risk. Risks and dangers pass to the purchaser at the time it is notified that the goods are ready for shipment or pick-up or, otherwise, at the moment of the pick-up itself. In the case of defective goods, it is assumed that the defect arose after the transfer of the goods to the purchaser unless it can be proven otherwise. Damage to packing materials or defective pallets must be reported no later than the loading of the goods. As for the use of our products, we only guarantee conformity to their written descriptions.
- The warranty does not apply to goods of second or third quality, small assortments or special lots, especially in reference to frost protection. Any other defects must be reported at the time of the delivery of the goods or, in any case, before another delivery or work and, at the latest, within 8 days from delivery, in writing to our sales department. We are authorised to examine the claim within 15 days of its date of arrival. If the claim is determined to be unfounded, the purchaser will be responsible for the expense of the examination made. If, however, the claim is justified, we will - at our option - replace the goods within an adequate period of time or at a reduced purchase price. Any other claim is excluded. Shipments of returned goods are only accepted with our prior written agreement and must be made prepaid, at the purchaser's risk and expense, so long as our goods are in their original condition.
- No claims will be accepted for goods already laid unless performed by a technician authorised by our company.
- Claims for hidden defects must be made no later than 6 months from the delivery of the goods.
- In the case of additional supplies, we cannot guarantee that the colour will be identical to that of the goods already received. We cannot guarantee that the protective rights of third parties have not been damaged.
- Goods will be billed at their current price as of the date of our availability to make the supply or delivery. Prepaid and duty-free deliveries do not obligate us to payout cash. Pallets will be billed if, at the moment of the supply, we do not receive pallets in exchange. Our invoices are payable within 30 days from the date of issue.
- Discounts may not be taken so long as there are unpaid invoices. The customer's insolvency makes its debt immediately payable. The acceptance of bills of exchange requires a special agreement and serves only to extend the terms. Upon their expiration, the customer offers to transfer credits to us equivalent to its debt for acceptance at any time.
- The only valid payments are those made to the banking institutions specified by us in writing. Payments will be applied first to costs and interests and then to the value invoiced.
- Sales are made with the reservation of ownership referred to in articles 1523 and following of the Italian Civil Code since ownership of the goods sold only passes to the purchaser when the last instalment is paid. The purchaser assumes all risks and dangers, even for accidents and force majeure, undertaking to immediately inform the vendor of any attachments or liens by third parties as well as any removal of the goods to another location.
- The late or missing payment of even a single instalment will lead to the cancellation of the contract by law and the debtor will lose the benefit of extended payment terms. In this case, the customer recognises the right of Il Cavallino Ceramica Artistica S.p.A. to take back the goods sold through recourse to the procedure referred to in article 833 of the Italian Code of Civil Procedure. The vendor will keep all instalments paid to cover the expenses of the sale and the damages suffered except for the right to compensation for greater damages.
- The agreed-upon reservation of ownership also includes the pallets and packing materials. We must be informed of any seizures of our goods.
- The Court of Modena will be exclusively competent for any disagreement or dispute.

Tabella pesi ed imballi . Sizes weight and packaging Mesures poids et emballages . Tabelle der Gewichte und Verpackungen

formati - sizes - tailles - formate		pz. x box	mq. x box	box x pal.	mq. x pal.	kg. x mq	kg. x box	kg. x pal.	
NATURALI / NATURAL (N)									
61,5x61,5 cm 24"x24" N	9 mm	4	1,51	30	45,30	20,46	30,90	940	80x120x75
30,8x61,5 cm 12"x24" N	9 mm	7	1,32	40	52,80	18,13	23,93	970	80x120x75
30,6x30,6 cm 12"x12" N (terre toscane,camelot)	9 mm	14	1,31	60	78,60	18,66	24,45	1480	80x120x105
25x60 cm 10"x24" N (bicottura)	8 mm	10	1,50	48	72,00	13,71	20,56	1000	80x120x90
20x50 cm 8"x20" N (bicottura)	8 mm	14	1,40	48	67,20	13,50	18,90	920	80x120x95
20x40 cm 8"x16" N	9 mm	13	1,04	72	74,88	17,89	18,61	1340	80x120x95
20x20 cm 8"x8" N	9 mm	32	1,28	60	76,80	17,80	22,78	1380	80x120x95
20x20 cm 8"x8" N (agadir,basic,carociment,frühling dekore)	7,2 mm	38	1,52	60	91,20	15,65	23,78	1440	80x120x95
15,1x30,6 cm 6"x12" N (terraforte,tribeca,santi)	8,5 mm	32	1,48	60	88,80	16,75	24,78	1500	80x120x105
15,1x30,6 cm 6"x12" N (terre toscane, camelot)	9 mm	28	1,29	60	77,40	18,95	24,45	1480	80x120x105
RETTIFICATI / RECTIFIED (R)									
122,2x122,2 cm 48"x48" R	9,5 mm	2	2,99	16	47,84	20,59	61,56	1025	130,5x130,5x60
90x90 cm 36"x36" R	9,5 mm	2	1,62	21	34,02	20,76	33,62	735	94x107x65
80x160 cm 31"x63" R	9,5 mm	2	2,56	16	40,96	21,29	54,50	940	91x171x60
61x122,2 cm 24"x48" R	9,5 mm	2	1,49	36	53,64	20,50	30,54	1115	94x120x75
61x61 cm 24"x24" R	9 mm	4	1,49	30	44,70	20,29	30,23	920	80x120x75
45x90 cm 18"x36" R	9,5 mm	3	1,21	32	38,72	23,75	28,73	935	94x120x60
30,4x122,2 cm 12"x48" R	9,5 mm	4	1,49	36	53,64	20,68	30,82	1125	94x120x75
30,4x61 cm 12"x24" R	9 mm	7	1,30	40	52,00	19,65	25,55	1035	80x120x75
30,4x30,4 cm 12"x12" R	9 mm	13	1,20	40	48,00	20,78	24,93	1010	80x120x75
26x160 cm 10"x63" R	9,5 mm	4	1,66	27	44,82	21,08	35,00	950	91x171x60
22x90 cm 9"x36" R	9 mm	5	0,99	66	65,34	20,60	20,37	1360	94x120x85
20,2x122,2 cm 8"x48" R	9,5 mm	4	0,99	48	47,52	19,93	19,73	960	80x120x75
15x90 cm 6"x36" R	9 mm	8	1,08	56	60,48	19,50	21,06	1195	94x120x75
15x61 cm 6"x24" R	9 mm	14	1,28	50	64,00	18,86	24,14	1220	80x120x90
LAPPATI E RETTIFICATI / HONED AND RECTIFIED (LR)									
121x121 cm 48"x48" LR	9,5 mm	1	1,46	26	37,96	24,37	35,58	965	130,5x130,5x60
79x157,7 cm 31"x63" LR	9,5 mm	2	2,49	15	37,35	22,82	56,8	920	91x171x60
60x121 cm 24"x48" LR	9,5 mm	2	1,45	36	52,20	23,07	33,46	1220	94x120x75
SPESSORATI / EXTRA THICK (R) C20									
122x122 cm 48"x48" R	20 mm	1	1,49	18	26,82	40,09	59,73	1115	130,5x130,5x60
90x90 cm 36"x36" R	20 mm	1	0,81	21	17,01	43,57	35,29	770	94x107x65
61x122 cm 24"x48" R	20 mm	1	0,74	36	26,64	40,33	29,85	1090	94x120x75
61x61 cm 24"x24" R	20 mm	2	0,74	30	22,20	44,23	32,73	995	80x120x75
45x90 cm 18"x36" R	20 mm	2	0,81	27	21,87	44,35	35,93	980	94x120x60
40x122 cm 16"x48" R	20 mm	2	0,98	21	20,58	42,00	41,17	880	94x120x55
pezzi speciali - special pieces - pièces spéciales - formteile									
7,5x61,5 cm 3"x24" battiscopa		12					8,50		
7,5x61 cm 3"x24" battiscopa rettificato		12					8,50		
7,5x30,6 cm 3"x12" battiscopa		36					13,00		
6,5x160 cm 2"x63" battiscopa rettificato		6					14,00		
6,5x122,2 cm 2"x48" battiscopa rettificato		10					12,50		
6,5x121 cm 2"x48" battiscopa lappato rettificato		10					12,50		
6,5x90 cm 2"x36" battiscopa rettificato		10					12,90		
6,5x61 cm 2"x24" battiscopa rettificato		12					8,50		
6,5x40 cm 2"x16" battiscopa		20					9,90		
6,5x30,6 cm 2"x12" battiscopa		36					13,00		



IL CAVALLINO
CERAMICHE since 1968

2021/22

Le informazioni contenute nel presente catalogo sono il più possibile esatte, ma non sono da ritenersi vincolanti. Per esigenze di produzione l'Azienda si riserva il diritto di apportare eventuali modifiche che si rendessero necessarie. Peso, colori e misure sono soggetti alle inevitabili variazioni tipiche del processo di cottura della ceramica. Il colori e gli effetti riportati sul presente catalogo sono indicativi per i limiti consentiti dalla stampa; per questo non possono essere vincolanti e costituire base per eventuali contestazioni.

The information contained in this catalogue is as accurate as possible, but cannot be considered as legally binding. The Company reserves the right to make any modifications that become necessary due to production requirements. Weight, colours and dimensions are subject to the inevitable variations typical of the ceramic firing process. Colours and aesthetic effects shown on this catalogue should be considered indicative and approximate as a result of printing process limits. Possible variations may occur and can not be at the base of any claim.

Les informations reprises dans ce catalogue sont exactes, mais elles n'engagent aucunement notre Société du point de vue légal. Pour des exigences de production la Société se réserve le droit d'apporter toutes les dimensions sont assujettis aux variations typiques du processus de cuisson de la céramiques. Les couleurs et les effets présentés dans ce catalogue sont indicatifs dans la mesure permise par la presse, ce qui explique pourquoi ils ne peuvent pas être obligatoire et constituer la base d'un éventuel désaccord.

Die informationen des vorliegenden Katalogs sind so exakt wie möglich, sind jedoch nicht als gesetzlich verbindlich zu betrachten. Aus Fertigungsgründen behält die Firma sich das Recht vor, eventuell notwendige Änderungen vorzunehmen. Gewicht, Farben und Abmessungen unterliegen den unvermeidlichen Veränderungen, die für den Brennvorgang von Keramikprodukten typisch sind. Die in diesem Katalog gezeigten Farben und Effekte sind Richtwerte, soweit durch die Presse, die ist, warum sie nicht bindend und stellen die Grundlage für eine Meinungsverschiedenheit gestattet.

Credit:

Marketing:
Il Cavallino

Progetto Grafico:
EUREKA

stampa:

finito di stampare:
SETTEMBRE 2021


Note - Notes - Notes - Anmerkungen

I battiscopa e gli elementi "L" vengono venduti a pz. e a scatola completa. Tutti gli altri pezzi speciali vengono venduti al pezzo. I gradini vengono prodotti solo su ordinazione (tempo minimo di consegna 20 gg lavorativi).
All skirting and monolithic L elements, priced per piece, are sold in full box. All other special trims are sold by piece. Steps are produced only on request (minimum delivery terms of 20 days).
Les plinthes et élément "L" sont vendues la pièce et par boîte complète. Les autres pièces spéciales sont vendus la pièce. Le plot de marche sont produit sur demande (délai minimum de 20 jours).
Die Sockelleisten und Stufen werden pro Stk. und Vollen Kartons verkauft. Stufen und Stufenecken werden nur auf Bestellung produziert (Lieferzeiten mindesten 20 arbeitstagen ab Auftragserteilung).





IL CAVALLINO
CERAMICHE since 1968



IL CAVALLINO Ceramica Artistica S.p.a.
Via 2 Giugno, 3/5
41040 Fiorano Modenese -
frazione Spezzano (MO) Italy
tel. +39 0536 84 39 64
fax Commerciale +39 0536 84 56 50
fax Amministrazione +39 0536 92 15 86
www.ceramicacavallino.it
ilcavallino@ilcavallinocer.it

“  ”
Ceramics of Italy